Department of **PEOPLE, SPORT AND CULTURE**

ANNUAL REPORT
2025-26











NORTHERN TERRITORY GOVERNMENT



Letter to Minister

Dear Minister

In accordance with the *Public Sector Employment and Management Act 1993*, I am pleased to submit to you the Department of People, Sport and Culture 2025-26 Annual Report.

Pursuant to the *Public Sector Employment and Management Act 1993*, the *Financial Management Act 1995* and the *Information Act 2002*, I advise that, to the best of my knowledge and belief:

a. proper records of all transactions affecting the agency are kept and that our employees follow the provisions of the *Financial Management Act 1995*, the Financial Management Regulations and the Treasurer's Directions
b. agency procedures provide proper internal control, and a current description of those procedures is recorded in the Corporate Handbook which delivers the requirements of the Accounting and Property Manual and has been prepared in accordance with the requirements of the *Financial Management Act 1995*
c. no indication of fraud, malpractice, major breach of legislation or delegation, major error in or omission from the accounts and records that has not been appropriately reported and corrected exists
d. in accordance with the requirements of Section 15 of the *Financial Management Act 1995*, the internal audit capacity available to the agency is adequate and the results of internal audits have been reported
e. the financial statements in this annual report have been prepared from proper accounts and records and are in accordance with the Treasurer's Directions
f. in accordance with the requirements of Section 28 of the *Public Sector Employment and Management Act 1993*, all public sector principles have been upheld
g. with respect to my responsibilities under Section 131 of the *Information Act 2002*, procedures within the agency complied with the archives and records management provisions prescribed in Part 9 of the *Information Act 2002*.

Parts of items a, e and g involve functions provided by the Department of Corporate and Digital Development (DCDD). I have received assurance from DCDD's Chief Executive Officer that proper records are kept of transactions undertaken by DCDD on behalf of our agency and that DCDD employees observe the provisions of the *Financial Management Act 1995*, the Financial Management Regulations, Treasurer's Directions and Part 9 of the *Information Act 2002*.

Further, the Department of Children and Families (DCF) provides functions relevant to items a, b, d and e. I have received assurance from the DCF Chief Executive Officer that DCF keeps proper records and complies with the above requirement.

Yours sincerely



Samantha Livesley

Chief Executive Officer

30 September 2026

Contents

Letter to Minister 3
Message from the Chief Executive Officer 7
About us 9
Strategic Plan 11
Organisational structure 13
Portfolio highlights 15
Delivering our priorities 16
People 16
Sport 27
Culture 31
Performance - Budget Paper 3 40
People 41
Sport 42
Culture 42
Corporate and shared services 43
Governance and compliance 44
Our Minister 44
Ministerially appointed bodies 44
Governance committees 45
Our legislation 45
Access to information 45
Our workforce 46
Work health and safety 47
Risk and audit 48
Compliance with the *Public Sector Employment and Management Act 1993* 49
Financial statements 51
Overview 52
Financial performance 52
Operating revenue 52
Operating expenses 53
Balance Sheet 54
Certification of the Financial statements 54
Index of notes to the financial statements 59
Appendices 107
Appendix 1 - Grant Recipients 2025-26 108



Message from the Chief Executive Officer



In our second year as the Department of People, Sport and Culture, we strengthened the connections at the heart of our work: between people and opportunity, athletes and pathways, artists and audiences, and communities and the stories that shape the Territory.

Guided by our Strategic Plan 2025-2028, we focused on practical outcomes that help Territorians participate, belong and thrive. We continued to build a cohesive department while delivering services, programs and infrastructure across the Territory.

Our People portfolio advanced inclusion across generations and communities. By the end of the year, 6,741 Territorians had an approved National Disability Insurance Scheme plan. We supported young people through $8.2 million for after-hours services, school holiday programs and youth-led initiatives, and funded activities that celebrated seniors, multicultural communities, gender equity and diversity, and veterans and their families.

In Sport, we made participation more accessible and strengthened pathways from community activity to high performance. We supported families with Sport and Learn to Swim Vouchers. Around 1,582 Territorians accessed Northern Territory Sports Academy programs. We prepared venues for major events, invested in more accessible facilities and continued community-led sport and recreation programs across the regions.

Our Culture portfolio connected Territorians with creative experiences and the Territory's cultural, scientific and documentary heritage. Arts NT invested $7.68 million in 200 grants, supporting arts activities from 100 artists and arts workers and 100 arts organisations.

We continued to support the Museum and Art Gallery of the Northern Territory which hosted over 210,000 visitors to its sites in Darwin and Alice Springs, investing $10.71 million in its operations. Araluen welcomed more than 72,600 visitors throughout the year, while upgraded art and culture centres at Gapuwiyak and Tennant Creek opened to their communities.

We also kept essential support within reach. The NT Concession Scheme and NT Seniors Recognition Scheme assisted more than 34,000 members, while Library & Archives NT supported a network of 31 public libraries and expanded access to collections, research and learning through Danala and its onsite and digital services.

These achievements belong to our staff and partners. Their knowledge, care and commitment turn policies, grants and facilities into experiences that matter in people's everyday lives.

Thank you to everyone who worked with us during 2025–26. Together, we are building a more active, inclusive and culturally rich Territory, with more ways for people to connect and contribute.

Samantha Livesley

Chief Executive Officer


ACS
SUMMER OF CRICKET
CENTRAL

About us

We connect Territorians with opportunities to participate, create, stay active and belong. Our work brings together community engagement and inclusion, sport and recreation, arts and culture, concessions, libraries and archives so people can take part in community life at every age and stage.



Our work spans inclusion, sport and recreation, arts and culture, cultural infrastructure, concessions, libraries and archives. We work through the Offices of Disability, Youth Affairs, Gender Equity and Diversity, Senior Territorians, Multicultural Affairs and Veterans Engagement and Support; NT Concessions and Recognition; Sport and Recreation; Arts NT; Cultural Infrastructure; Araluen Cultural Precinct; and Library & Archives NT.

Across these areas, we:

- reduce barriers to participation and strengthen social connection for Territorians of all ages, backgrounds and abilities
- support community sport and recreation, athlete development and high-performance pathways
- support artists, art organisations, events and cultural facilities
- develop and support sporting and cultural infrastructure
- preserve and share the Territory's documentary heritage and support access to cultural and scientific collections
- deliver concessions and recognition programs for eligible Territorians
- recognise and respond to the experiences of diverse communities.

We listen to communities and work with Aboriginal organisations, local government, industry, service providers and other governments. Together, we invest in the people, places and programs that make the Territory vibrant, inclusive and connected, and contribute to its lifestyle and economy.

Strategic Plan

Our Strategic Plan 2025–2028 continued to guide our choices and investment throughout the year. It connects our vision for a thriving and inclusive Territory with clear priorities for participation, inclusion and the celebration of our diverse cultures and histories. The plan also shapes how we work: with integrity, across organisational boundaries and in partnership with communities.

NORTHERN TERRITORY GOVERNMENT

Department of
PEOPLE, SPORT AND CULTURE

Strategic Plan
2025-2028

OUR VISION

The Northern Territory is a **thriving** and **inclusive** place where people of all **ages**, **genders**, **cultures** and **abilities** are **welcome** and **able** to **live the life they choose.**

OUR PURPOSE

To develop policies and provide programs and services that **increase participation**, **support inclusion** and **safeguard** and **celebrate our diverse cultures** and **histories.**

OUR VALUES

- Inclusive
- Respectful
- Accountable
- Accessible
- Collaborative

OUR PRIORITIES

People

- Support social inclusion and celebrate diversity across all Northern Territory communities so that all Territorians can reach their full potential, regardless of ability, age, gender or cultural background.
- Ensure the community's diverse voices and needs are represented to government and reflected in government policy and programs.
- Maintain strong partnerships with external stakeholders and organisations to ensure high quality services and initiatives are provided to Territorians.
- Continue to build cross-government collaboration to embed inclusion, accessibility and equality at all levels of government policy and associated outcomes.
- Actively work to maximise Commonwealth investment in the Northern Territory to implement reforms, ensuring the funding supports real and tangible outcomes for Territorians.

Sport

- Work to provide quality, well-planned and well-maintained facilities that attract national and international events that meet community needs and expectations.
- Grow the value of the Territory's sport and active recreation opportunities, by investing to strengthen the capability of the sector to deliver fun, safe and inclusive programs and services that support community participation.
- Support and deliver pathway services targeting holistic development of athletes and supporting emerging talent to progress to the next level.
- Support the sector to provide inclusive and accessible programs and services to promote participation at all levels, enabling active participation across the Territory in regional and remote communities.

Culture

- Grow the value of the Territory's arts and culture sectors by strengthening their capacity, sustainability and profile, and highlight the social, cultural and economic outcomes they support.
- Invest in sustainable, connected and memorable arts and cultural facilities to provide innovative and imaginative settings to preserve, share and interpret our cultural and natural heritage and stories.
- Work in partnership with Territorians and others to create enriching experiences that celebrate and share the Territory's diverse cultures and languages.
- Position the Territory as the premier market and destination for Aboriginal art and culture.

Organisational structure

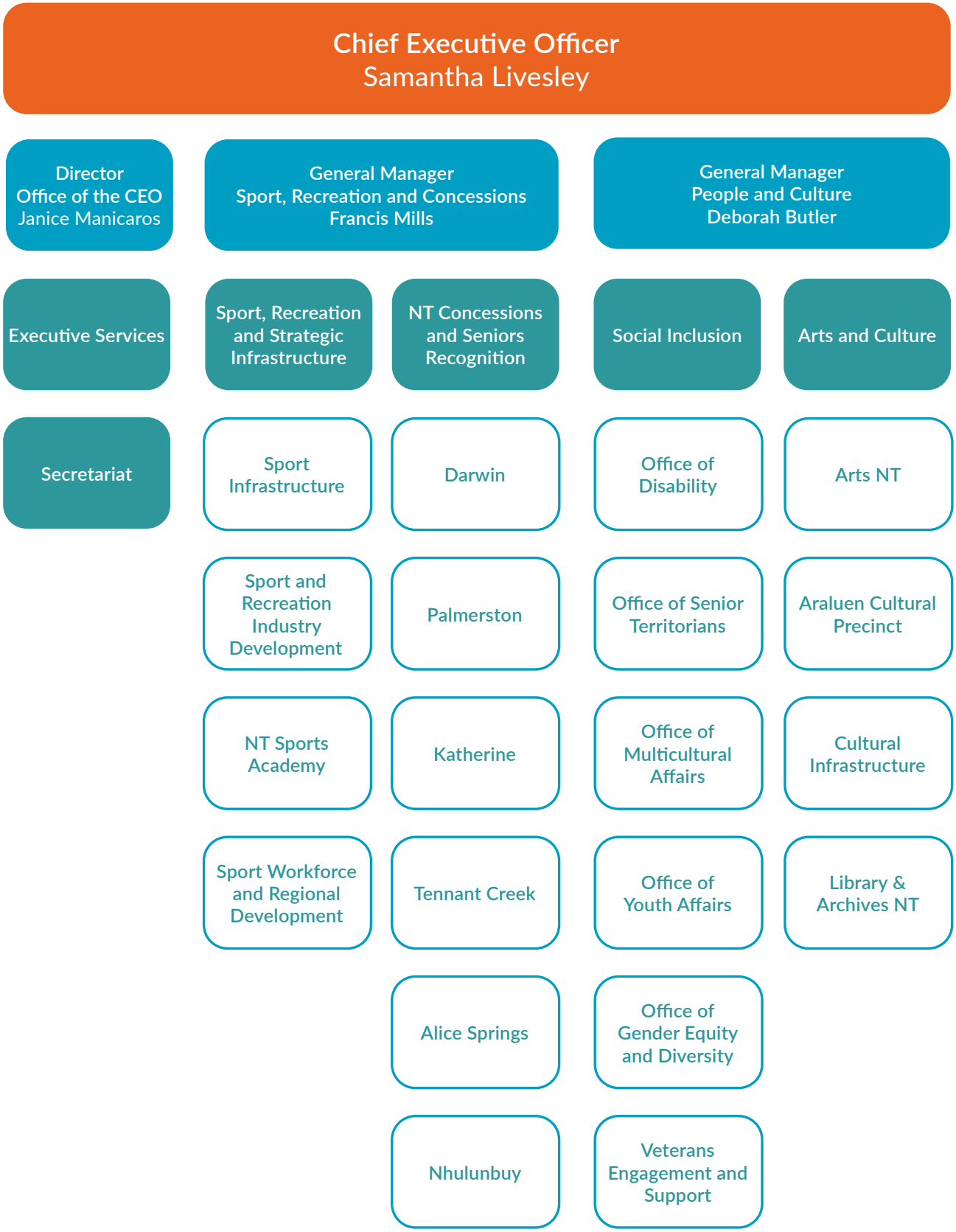


22
SIC SURFACE
.COM

Portfolio highlights

Delivering our priorities

People

Participation starts with people feeling seen, supported and able to contribute. Our People portfolio works across disability, seniors, concessions, multicultural, youth, gender equity and diversity, and veterans' engagement and support portfolios.

We combine whole-of-government policy leadership with practical programs, grants, advisory bodies and community partnerships. This helps us respond to lived experience, reduce barriers and support connection across urban, regional and remote communities.

During 2025–26, we strengthened pathways for community voices to inform government, supported services and events close to where people live, and directed investment to initiatives that improve inclusion, wellbeing and participation.



Disability

We lead whole-of-government disability policy and reform through the Northern Territory (NT) Disability Strategy 2022–2032 and its action plans, driving coordinated action to improve inclusion, participation, rights and outcomes for people with disability across the Territory. We also lead the Territory's partnership with the National Disability Insurance Scheme (NDIS) and advocate for national policy and system reforms that recognise the unique needs of people with disability living regional and remote communities.

Our work is informed by the experiences of people with disability, their families, carers, advocates and service providers, including through the NT Disability Advisory Committee. We coordinate the Territory's ongoing response to the Disability Royal Commission and the NDIS Review, with a focus on rights, safety, choice, inclusion and access to appropriate supports.

We also invest in advocacy, information and capacity building initiatives to ensure people with disability have the information, connections and support they need, including people who are not eligible for the NDIS.

2025-26 highlights

- Developed the second NT Disability Strategy 2022-2032 Action Plan (2026-2029) which sets out 54 meaningful across-government actions to support implementation of the strategy. The action plan is informed by consultations with people with disability, government agencies, community stakeholders, specialist disability services and other stakeholders.
- Collaborated on national disability reforms, focusing on Foundational Supports, Thriving Kids and legislative changes following the NDIS Review.
- Facilitated the NT Government's signing of the Thriving Kids Bilateral Agreement with the Australian Government in February 2026, securing $34 million in joint funding over 5 years to deliver Thriving Kids in the NT from October 2026.
- Provided more than $2.3 million in funding to organisations to support, represent and advocate for people with disability, families, carers and providers.
- Invested $134.5 million in the NDIS in the Northern Territory, supporting 6,741 participants with the Australian Government and other states and territories.
- Coordinated and advised on joint Australian, state and territory responses to Disability Royal Commission recommendations, broader reform and annual reporting.
- Sponsored the Young Carers Award at the NT Young Achiever Awards, recognising young carers of people with disability or older people.
- Coordinated Australian Government funded Changing Places and Accessible Australia grants to build accessible change facilities across NT local government areas.
- Convened the NT Disability Advisory Committee to advise the Minister for Disability on issues impacting people with disability. In 2025-26, the Committee provided lived-experience advice to guide implementation of the NT Disability Strategy 2022–2032, including development of the second Action Plan 2026-2029.
- Funded Integrated Disability Action Inc. to deliver over 1,300 Companion Cards through a $50,613 investment to allow a companion or carer to accompany people with disability when participating in entertainment, recreation venues and activities without paying for a ticket for their carer.


NT SENIORS RECOGNITION SCHEME
NT CONCESSION SCHEME
MEMBER NAME
1234 5677 890
NT SENIORS RECOGNITION SCHEME
NT CONCESSION SCHEME

Seniors

We support senior Territorians to live well, stay connected and have a voice in decisions that affect them. We coordinate the NT Seniors Policy 2021–2026, fund information, advocacy and elder abuse outreach, and work with the Minister's Advisory Council for Senior Territorians.

2025-26 highlights

- Provided over $500,000 to seniors organisations for peak body services, information and advocacy, and elder abuse outreach.
- Provided Seniors Month grants totalling over $63,000 for 40 Seniors Month events and activities held during August 2025.
- Contributed to the National Plan to End the Abuse and Mistreatment of Older People 2026–2036, released 16 March 2026.
- Released the inaugural World Elder Abuse Awareness Day Grant and Older Persons Abuse Grant Programs to address older persons abuse in the NT to encourage businesses and community organisations to raise awareness, and help the community respond and address older persons' abuse.
- Convened the Minister's Advisory Council for Senior Territorians to advise the Minister for Youth, Seniors and Equality on issues relevant to the social, economic and civic lives of senior Territorians. In 2025-26, the Council provided advice on voluntary assisted dying, the NT Concessions Scheme, and aged care.
- Released the NT Seniors Policy 2021-2026 Implementation Plan 2026 outlining the work that will be delivered by NT Government agencies in the final year of the Policy.
- Reviewed the NT Seniors Policy 2021-2026 to inform development of a new policy, aligned to the NT Government's priorities to restore the Territory lifestyle, rebuild the economy, and reduce crime.

Concession and Recognition

We deliver the NT Concession Scheme and NT Seniors Recognition Scheme, helping eligible Territorians meet everyday cost-of-living expenses, maintain independence and stay connected with their communities.

The NT Concession Scheme provides support with essential services including electricity, water, rates, vehicle registration, driver licences and spectacles. The NT Seniors Recognition Scheme celebrates the contribution of senior Territorians through an annual $550 prepaid card.

During the year, we continued annual renewal and eligibility checks to protect scheme integrity and make sure support reaches eligible Territory residents.

2025-26 highlights

- Supported 16,641 NT Concession Scheme members and 18,509 NT Seniors Recognition Scheme members throughout the year.
- Invested $9.75 million in the NT Seniors Recognition Scheme prepaid cards, supporting seniors to spend locally and remain active.

Multicultural Affairs

We partner with multicultural communities to celebrate culture, strengthen belonging and ensure diverse voices help shape government decisions.

Our grants support events, community facilities, services and practical initiatives. We also support migrants and humanitarian entrants through scholarships and overseas qualification assessment services.

The Minister's Advisory Council on Multicultural Affairs provides a direct channel for community perspectives, emerging issues and opportunities to inform government.

2025-26 highlights

- Provided $1.6 million through the Multicultural Grants Program and Harmony Week Grant Program, including:
  - $9,000 to Harmony Week Grants, providing one off funding to support Harmony Week celebrations across 16 organisations.
  - $68,650 to Harmony Festivals Grants, providing one-off funding across 10 organisations, to support the production of the Darwin Waterfront Harmony Soiree and the Alice Springs Big Day Out in Harmony.
  - $460,400 in funding through the Multicultural Grants Program Celebrate Round 1 and 2, across 36 organisations for cultural events, activities and festivals that promote social inclusion, cohesion and cultural and linguistic diversity.
  - $40,100 to Quick Response Grants, across 24 organisations to support initiatives that assist the community's knowledge and appreciation of different cultures, foster opportunities for multicultural communities to maintain, develop and express cultural and linguistic diversity.
  - $620,000 under the Multicultural Grants Program – Support, across 7 organisations for projects to address emerging issues in the multicultural community, such as education, skills development, employment, and social isolation.
- Invested $552,956 in funding to peak body operations, to provide direct services and support to people from culturally and linguistically diverse backgrounds.
- Invested $475,880, through the Multicultural Community Facilities Grant Program, providing:
  - $398,950 in funds to support 4 organisations with renovations, or the maintenance and upgrade of multicultural community facilities.
  - $76,930 for the Sharing Arrangement incentive scheme, to support the sharing arrangements of 5 multicultural facilities with 9 multicultural community organisations.
- Supported partnerships with Charles Darwin University (CDU), with investment of:
  - $37,100 for the Overseas Qualification Assessment Services in a joint agreement between CDU the Department of Trade, Business and Asian Relations and the Office of Multicultural Affairs; and
  - $15,000 sponsorship for the Charles See Kee Scholarship.
- Supported major cultural events, including the Darwin Waterfront Harmony Soiree and the Alice Springs Big Day Out in Harmony on 30 May 2026, showcasing traditions, cuisines and performances across multicultural communities in the Territory.
- Supported the Minister's Advisory Council on Multicultural Affairs to collaborate with government and explore, discuss and provide advice on matters facing multicultural communities in the NT.
- Announced $9.8 million to construct a dedicated multicultural centre in Alice Springs.

Case study

A Territory connected through culture

Multicultural communities celebrated together in Darwin and Alice Springs in May 2026. At the Darwin Harmony Soiree, 25 cultural groups performed and community stalls represented more than 15 countries, while the Big Day Out in Harmony brought traditional dance, food, art and cultural activities to Mparntwe (Alice Springs). The free events created welcoming spaces for people to share culture, discover new traditions and strengthen the connections that make the Territory home.

These annual events bring families and communities together through performance, food and a lantern celebration, reflecting the everyday contribution multicultural communities make to the Territory's identity, economy and social life.



Youth Affairs

We place the voices of young Territorians at the centre of policy, programs and investment through the NT Youth Strategy 2023–2033 and Action Plan 2024–2027.

Our investment supports safe after-hours activities, youth hubs, transport, school holiday programs and youth-led projects. Leadership initiatives including the NT Youth Round Table, Youth Parliament and NT Youth Week create direct opportunities for young Territorians to influence decisions and develop their skills.

We work across government and with communities to:

- co-design priorities with young people and the organisations that support them
- connect regional and remote young people with safe spaces, activities and leadership opportunities
- track progress and use young people's feedback to improve delivery.

The strategy brings these efforts together around prevention, early intervention and coordinated action across 7 domains.

2025-26 highlights

- Committed over $8.39 million to after-hours services, school holiday programs and youth-led initiatives through regional youth services, Youth Engagement Grants and Celebrating Young Territorians.
- Featured more than 4,700 activities across the School Holiday Activity Calendars, showcasing free and low-cost events for young Territorians.
- Appointed 20 young Territorians from the Greater Darwin, Big Rivers, Barkly, Central Australia and East Arnhem regions to the 2026 NT Youth Round Table.
- Supported 11 young Territorians as 2026 NT Youth Week Ambassadors, representing all 6 regions of the NT, including culturally and linguistically diverse and Aboriginal and Torres Strait Islander young people.
- Received the Empowering our Communities Award commemorating 25 years of Youth Week in the Territory, through the Chief Minister's Awards for Excellence in the Public Sector.
- Established new 5-year funding agreements for Youth Hub services in Alice Springs and Palmerston and a 2-year funding agreement for Tennant Creek, using evidence-based evaluation reports.
- Supported the delivery of a new pilot initiative through the Y Up Top Program, establishing a dedicated teens program in Palmerston for students in years 10 to 12.
- Supported over 30 young Territorians to develop, draft and debate Youth Bills in Parliament House through the NT Youth Parliament program, as part of a 3-year $150,000 commitment.
- Invested more than $2.26 million to support over 50 youth, sport and community organisations to deliver fun, safe and inclusive programs during the school holidays and after school hours.
- Awarded a $3.04 million contract to design and construct the Northern Suburbs Youth Hub at Leanyer Recreation Park, with construction to begin in late 2026, marking a major milestone in delivery of this initiative.
- Supported 2026 NT Youth Round Table Chair Ashleigh Dawe and 2026 NT Youth Week Ambassador Esther Klerck to represent the NT at the 2026 National Youth Forum in Canberra.
- Sponsored the NT Young Achiever Awards, to promote and celebrate the achievements of young Territorians.

Case study

Young voices at the table

Twenty-one young Territorians took part in the 2025 NT Youth Round Table, developing projects on climate action, education, rural transport, mental health and cultural connection before presenting their ideas to Ministers and senior leaders. Members built skills in advocacy, communication and public speaking while bringing lived experience into government conversations. Twenty young Territorians joined the 2026 NT Youth Round Table, raising awareness on issues including youth crime, healthcare and safe spaces.

Young people leading the celebration

NT Youth Week 2026 brought young people together through conferences, awards, sport, music, films and community events across the Territory. Eleven youth ambassadors helped shape and promote the program, creating a celebration led by young people rather than simply delivered for them. The theme for 2026, 'Breaking Barriers', was selected by NT Youth Week Ambassadors, encouraging young people to challenge limitations, overcome obstacles and shape their own futures.





Gender Equity and Diversity

We lead policy and investment to advance gender equality in the Territory, helping create a community where people of all genders and identities can participate safely, contribute fully and access opportunities regardless of gender.

In 2025–26, we continued initiatives under the NT Gender Equality Action Plan 2022–2025 while building the evidence base for a future strategy. The Office of Gender Equity and Diversity continued to support the delivery of grants, scholarships, prevention initiatives and community partnerships for local action which challenge gender stereotypes, promote inclusion and address the drivers of gender inequality across the Territory.

2025-26 highlights

- Invested $394,000 across 81 grants to address gender barriers and promote equality and inclusion for Territorians. This included:
  - 47 targeted, and general gender equity grants
  - 34 grants celebrating International Women's Day
- Invested $68,600 for 7 scholarships to women facing economic, social, cultural or geographic disadvantage, as well as women and men undertaking training or study in non-traditional occupations.
- Allocated $259,228 to the 2026 Men's Places Grants Program, supporting 17 community-led projects that improve the health, wellbeing and social connection of Territory men and boys.
- Invested $195,989 under a 5-year agreement with NT Working Women's Centre, to contribute to its operations for the provision of confidential information, advice and for the representation of women, and those who identify as women about work related matters.
- Published Volume 2 of the *Northern Territory Insights: Gender equity and diversity in focus series* in partnership with the Northern Institute at CDU. This is the second volume of an occasional paper series, facilitated through a 3-year partnership with the Institute.

Case study

International Women's Day

Celebrated annually on 8 March, International Women's Day began as a movement advocating for better working conditions and voting rights for women, and has evolved into a global call for equality, inclusion and justice.

In 2026, the Office of Gender Equity and Diversity partnered with the United Nations Association of Australia - NT Division to deliver the annual International Women's Day Walk in Darwin City. Held on Saturday 7 March, the event brought together hundreds of Territorians, starting at CDU's Danala Campus in Darwin City.

Aligned with the 2026 United Nations Women Australia theme, Balancing the Scales, the event highlighted the importance of fair, inclusive and accessible justice for all women and girls.

With around 700 participants attending the walk and post-walk celebrations, the day provided an opportunity for people from all walks of life to come together in solidarity, celebrate women's achievements, and champion gender equality. Featuring 35 stallholders, multicultural participation, family-friendly activities and interactive sessions, the event showcased women's leadership and promoted discussions on safety, economic security and digital inclusion.



Veterans Engagement and Support

We support current and former members of the Australian Defence Force (ADF) and their families to live, work and thrive in the Territory. Operation Thrive delivers the NT Defence Veterans Strategy across the pillars of:

- transition, education and employment
- health and wellbeing
- respect and recognition.

Our work includes:

- community grants and projects that strengthen connection and wellbeing
- education and employment pathways for veterans and their families
- recognition of service and contribution across the veteran community.

We also lead the Territory's implementation of relevant recommendations from the Royal Commission into Defence and Veteran Suicide, working with other governments and the veteran community.

Image: Darwin Regional Heat winners of the 2025 Veteran Games



2025-26 highlights

- Invested $850,000 in Operation Thrive and awarded 20 Veteran Community Grants worth $254,972.
- Delivered the NT Minister for Veterans – Veteran Community Awards during NT Defence Week 2026, with 4 awards that recognise employers, employees, businesses and community partners who champion veteran and partner employment.
- Invested $81,000 for 5 scholarships to support current and ex-serving members of the Australian Defence Force (ADF), partners, dependents and war widows to study higher education at CDU to enable for meaningful employment outcomes.
- Funded multiple projects through Operation Thrive across the Territory supporting employment, healthcare, social connection, health and wellbeing for the veteran community, and projects that strengthen engagement and relationships with local service providers.
- Invested $39,000 in the 'Supporting Anzac Day in the Territory' grant to assist RSL sub-branches in the NT to deliver Anzac Day commemorations.
- Recognised Purple Poppy Day in partnership with Library & Archives NT for the second year with an event to honour the courage, loyalty and sacrifice of animals that served alongside military personnel in conflict.
- Invested in Soldier On through Operation Thrive and in partnership with Sitzler, to enable delivery of employment support and learning programs for veterans and family members transitioning to civilian life.
- Supported the Minister's Advisory Council - Veteran Affairs to collaborate with government and provide advice and guidance on matters and issues which affect the NT veteran community.
- Hosted the 2025 Veteran Games Darwin Regional Heat, in partnership with Veteran Support Force and 1st Brigade, with the winning team receiving $20,000 through Operation Thrive to represent the NT at the national finals in the Gold Coast in October 2025.

Sport

Sport and active recreation connect communities, support healthier lives and create pathways for Territory talent. We invest in participation, people, organisations and places so Territorians can be active wherever they live and whatever their age or ability.

What we deliver:

- Sport Vouchers and Learn to Swim Vouchers that reduce cost barriers for families
- athlete, coach and official pathways through the NT Sports Academy
- community-led regional and remote programs supported by Regional Sport Coordinators
- grants, advice and capability building for clubs and peak sporting bodies
- operation, maintenance and improvement of major sport and recreation facilities
- events and initiatives that celebrate achievement and broaden participation
- partnerships that strengthen governance, inclusion and the long-term sustainability of Territory sport.

2025-26 highlights

- Prepared major venues for events including the Australia–South Africa T20 International at TIO Stadium and the 2026 Darwin Triple Crown at Hidden Valley.
- Progressed accessibility improvements at Arafura Stadium and TRL Stadium, and supported modern, safe and welcoming facilities for women and girls.
- Delivered the 2026 NT Sports Awards with 103 nominations received across 11 categories.
- Supported sport governance and financial literacy workshops for peak sporting bodies in partnership with the Department of Trade, Business and Asian Relations.
- Delivered lighting upgrades to Norbuilt Oval at Freds Pass Reservice and the Humpty Doo Golf Club Playground.
- Announced $13.65 million in upgrades to sporting facilities across the Territory including $1.5 million for Wanguri Oval, $1.1 million for Nakara Oval, $980,000 for Palmerston Rugby League Complex, $500,000 for Marrara Hockey Centre, $2 million for Gardens Oval, $1.32 million for DXC Arena, $3 million for Tracy Village Sporting Precinct in partnership with Tracy Village Social and Sport Club and Football NT, $2 million for Kahlin Oval, and $1,25 million for Gray Soccer Oval.



Northern Territory Sports Academy

We help Territory athletes, coaches and officials develop from emerging potential to national and international performance. NT Sports Academy (NTSA) programs combine strength and conditioning, movement skills, testing, competition planning and specialist support, with inclusive pathways for athletes with disability.

2025-26 highlights

- Supported 1,885 Territorians access NTSA programs across the Territory.
- Delivered the Open Futures Program across Darwin, Palmerston, Katherine, Alice Springs and Nhulunbuy.
- Launched the expanded NTSA Para Unit partnership with Paralympics Australia and the Australian Sports Commission to strengthen all-abilities and Paralympic pathways across multiple sports.
- Delivered 2 Alice Springs Mini Paralympics and one Darwin Mini Paralympics, with more than 190 participants trying a range of sports.
- Provided development opportunities for coaches and officials to strengthen the skills of the people supporting Territory athletes.

Active Regional Remote Communities Program (and Exempt Schools Program)

We work with regional councils, schools, clubs and community organisations to deliver regular sport and recreation shaped by local priorities. Six Regional Sport Coordinators support programs, partnerships, grants and workforce development across the Territory.

2025-26 highlights

- Continued community-focused programs across regional and remote communities, building local capability and reliable opportunities to participate.
- Committed $2 million over 4 years to NT Cricket to strengthen cricket pathways across regional and remote communities.
- Delivered locally adapted activities across regions, including programs in West Arnhem, East Arnhem, Tiwi, Barkly and Central Australia.



Case study

Basketball thriving in Maningrida

A 22-week basketball season in Maningrida showed what community-led sport can achieve. Supported through the Active Regional and Remote Communities program and delivered by West Arnhem Regional Council, the competition attracted 250 to 300 participants each week across 24 adult teams and 5 junior sides.

Twenty-one volunteers and an elected local committee kept the season running, while hundreds of family and community members came together for the grand finals. A junior 3-point competition drew 76 young participants, putting the next generation centre court.

From first try to future potential

When 14-year-old Quade Stone attended the inaugural Alice Springs Mini Paralympics in September 2025, he discovered more than a new way to play sport—he found a pathway to pursue his potential.

The event gave more than 45 people with disability the opportunity to try Paralympic-style sports, including wheelchair basketball, boccia, seated volleyball, badminton and athletics. Quade, who had always loved sport, tried every activity and particularly enjoyed wheelchair basketball and the running race.

His ability and enthusiasm caught the attention of the NTSA. Following the event, Quade joined the NTSA Para Futures Program, where he can access development opportunities and support as he works towards his ambition of representing Australia.

Quade then shared his experience to promote the Darwin Mini Paralympics, held on 15 October 2025, encouraging other Territorians with disability to try new sports and explore their own potential.

Quade's journey demonstrates how inclusive events can identify emerging talent and connect regional Territorians with ongoing sporting pathways. His story also helped inspire other people with disability to get involved in the first Darwin Mini Paralympics, extending the program's reach across the Territory.



Watch Quade's story

Scan the QR code to see how one opportunity opened a new sporting pathway.

The NTSA para-athlete unit is supported by the Australian Sports Commission and Paralympics Australia.


Ripple Effect
Warrwarra

Culture

Culture gives the Territory a distinctive voice. We support artists and organisations, connect audiences with creative experiences, protect cultural and scientific collections, and invest in places where stories can be made, shared and remembered.

Our Priorities

- Grow the value of the Territory's arts and culture sectors by strengthening their capacity, sustainability and profile, and highlight the social cultural and economic outcomes they support.
- Invest in sustainable, connected and memorable arts and cultural facilities to provide innovation and imaginative settings to preserve, share and interpret our cultural and natural heritage and stories.
- Work in partnership with Territorians and others to create enriching experiences that celebrate and share the Territory's diverse cultures and languages.
- Position the Territory as the premier market and destination for Aboriginal art and culture.

What we deliver:

- strategic leadership and grants through Arts NT
- performances, exhibitions, films and venue services at Araluen Cultural Precinct
- planning, maintenance and upgrades for cultural facilities and collections
- funding partnerships with major institutions including the Museum and Art Gallery of the Northern Territory (MAGNT)
- library, archives, research, records and public programs through Library & Archives NT.

Arts NT

Arts NT supports the development, sustainability and growth of the NT arts sector and leads the implementation of NT Government arts policy and investment.

Arts NT:

- administers the NT Arts Grants Program
- provides policy and strategic advice on arts and cultural development
- supports arts organisations, artists and arts workers through funding, infrastructure and sector development initiatives
- develops strategic partnerships to leverage investment, expertise and opportunities for the Territory arts sector
- coordinates arts-related initiatives and partnerships across the NT Government
- represents NT interests in national arts and cultural policy, research, data and evaluation activities.

Northern Territory Arts Grants Program

The NT Arts Grants Program is the NT Government's primary funding program for supporting arts and cultural activity across the Territory.



The program invests in artists, arts workers, arts organisations and projects that:

- create employment and professional development opportunities for artists and arts workers
- increase access to and participation in arts and cultural activity
- support the creation, development and presentation of new work
- strengthen professional practice, leadership and organisational sustainability
- support innovation, experimentation and creative development
- showcase and promote NT artists and creative work
- develop audiences, markets, touring and other opportunities for Territory arts.

The Arts Grants Program contributes to the NT Arts Strategy 2034 and its 3 priorities:

- **Empower** – supporting creative practice, skills development, leadership and sector capability
- **Connect** – increasing participation, inclusion, collaboration and engagement across the Territory
- **Enrich** – supporting the creation, presentation, promotion and touring of Territory arts and developing audiences, markets and opportunities.

Further information about the NT Arts Strategy 2034 and the Northern Territory Arts Grants Program is available on the NT Government website.

2025-26 highlights

During 2025-26, Arts NT continued to invest in the development, sustainability and reach of the Northern Territory arts sector, supporting artists, arts workers and organisations to create, develop and present work and increase opportunities for Territorians to participate in arts and cultural activity.

- Invested $7.68 million through 200 grants and funding allocations supporting arts and cultural activity across the NT.
- Invested $4.66 million in 30 Arts Organisations, providing sustained support for organisations that deliver arts programs, services, employment and development opportunities across the Territory.
- Invested $1.47 million in NT-wide activity, supporting projects and initiatives with benefits extending across regions and communities.
- Invested $4.25 million outside the Darwin, Palmerston and Litchfield region or in NT-wide activity, demonstrating the geographic reach of NT Government arts investment.
- Supported 43 grants through a $2.32 million investment in First Nations arts and cultural practice and capacity-building initiatives - supporting capability, development and sustainability across the sector.
- Invested in a diverse range of creative practice, with visual arts, craft and design receiving $2.01 million, cross-artform activity $1.97 million, community arts and cultural development more than $960,000, and music more than $800,000.
- Supported 84 artists, 16 arts workers and 100 arts organisations through our Arts Grants Programs, including 27 first-time applicants, providing new pathways to NT Government arts funding.
- Delivered the Meeting of Arts Professionals (MAP) at Godinymayin Yijard Rivers Arts and Culture Centre in Katherine from 18 - 19 November 2025. Under the theme Empower – Connect - Enrich, the 2-day forum brought together Territory artists, arts workers, organisations and key stakeholders for professional development, capacity building, networking and sector-wide conversations, strengthening connections and collaboration across the NT arts sector.



Case study

Arts Law Partnership Strengthens Legal Support for Territory Artists

We partner with Arts Law through Arts NT to provide NT artists, arts workers and arts organisations with access to specialist legal advice helping protect creative practice and strengthen sustainable careers and organisations.

Through the Arts Grants Program, $30,000 is committed over 4 years (2025 to 2028) through the Strategic Initiatives and Partnerships category. In 2025 alone, the partnership provided legal advice and services to 130 Territory artists and arts workers and 25 arts organisations.

The partnership provides access to specialist advice on contracts, copyright, Indigenous Cultural and Intellectual Property (ICIP), governance, dispute resolution and other legal matters. Services support practitioners working across community arts, literature, music, performing arts, and visual arts and craft.

Arts Law estimates that the legal services made available to the Territory through the partnership represent approximately $2 million in commercial value*. This demonstrates the significant value generated through a targeted public investment, while improving access to specialist expertise that may otherwise be beyond the reach of individual artists and smaller arts organisations.

By protecting artists' rights, reducing legal and commercial risk, and strengthening organisational capability, the partnership contributes to a stronger, more resilient and sustainable NT arts sector.

**Commercial value as advised by Arts Law and calculated using commercial charge-out rates.*

Case Study

Raising the Profile of NXT Gen Arts – Minister's $13,000 EXIT Art Award

The NXT Gen Arts program continues to create practical pathways for young Territory artists to gain industry experience, build professional networks and develop careers in the arts.

In 2025-26, the NXT Gen Arts alumni network grew to 43 young artists, with a further 7 placements to be completed in 2026-27, building a pipeline of skilled and connected emerging creatives.

The program expanded through a partnership with the Department of Education and Training (DET) and EXIT Art, introducing the Minister's $13,000 NXT Gen Arts Award. Inaugural recipient Austin Armstrong undertook a 3-month professional placement with Darwin Visual Arts, culminating in the development and presentation of his own exhibition.

The EXIT Art partnership creates a direct pathway from school into professional arts practice, identifying and developing emerging artists and providing opportunities to gain practical industry experience. By supporting young people to build creative careers in the NT, NXT Gen Arts helps retain local talent, strengthen the future arts workforce and contribute to a vibrant and sustainable Territory arts sector.



(Left to Right) 2025 EXIT Art Award recipient Austin Armstrong, DVA General Manager Ioanna Thymianidis, Senior Manager Arts Policy and Strategy Anja Tinapple, Arts NT Director Georgia Thomas.



(Left to right): Tahlia Biggs, Hsu Hung-Wei, Ciwas Takyo, Dr Denise Salvestro, Yun-Ju Kan

Case Study

Strengthening international pathways for Territory artists

We've invested $126,000 over 3 years through the Strategic Initiatives and Partnerships category of the NT Arts Grants Program to support Artback NT to deliver reciprocal residencies between NT First Nations artists and Indigenous artists from Taiwan, in partnership with the Taiwan Indigenous Peoples Cultural Development Centre, Council of Indigenous Peoples.

The initiative builds on an established relationship between Artback NT and Taiwan, creating international pathways for Territory First Nations artists to develop their creative practice, build professional networks and participate in cultural exchange. Taiwanese Indigenous artists will also undertake residencies in the NT, with a Territory-wide community hosting model extending opportunities for cultural exchange, workshops and creative activity to NT communities.

The renewed relationship reached an important milestone with His Honour the Honourable David Connolly, Administrator of the Northern Territory, and Ms Sue Brosnan hosting the visiting delegation at Government House.

This was followed by the signing in Darwin of a Memorandum of Collaboration between Artback NT and the Taiwan Indigenous Peoples Cultural Development Centre, Council of Indigenous Peoples, formalising the renewed partnership and providing a foundation for the reciprocal residency program.

The partnership builds on an earlier exchange that contributed to the development of Gapu Ngupan, demonstrating the potential for international cultural exchange to generate new creative work and enduring artistic relationships.

Through First Nations-to-First Nations exchange, the initiative strengthens the Territory's international relationships and profile across the Indo-Pacific, while creating new cultural, professional and market connections for Territory artists. By increasing opportunities for artists and communities to participate in cultural activity, develop international networks and pursue future collaborations, touring and co-productions, the partnership contributes to the NT Government priorities of restoring the Territory lifestyle and rebuilding the economy.



Araluen Arts Precinct

Araluen is Central Australia's hub for visual and performing arts. Across its galleries, theatre, cinema and heritage precinct, it presents local, national and international work and provides a home for festivals, community events and creative development.

2025-26 highlights

- Welcomed 72,608 visitors to Araluen Arts Centre throughout the year.
- Hosted Desert Mob 2025, which attracted 5,441 visitors during its opening weekend.
- Hosted the 30th and final annual Beanie Festival and the Centralian Eisteddfod with 13,683 non-ticketed visitors.
- Partnered with Red Hot Arts to present the Mparntwe Alice Springs International Film Festival and continued to support local artists, festivals, hirers and community events.
- Grew the 2026 Araluen membership program to over 200 members. The Araluen theatre and visual arts program was launched in December 2025 to promote Araluen memberships during 2026. As part of our membership drive, we developed new program partners to offer discounts. These new partners include The Feast, Premium Pete's and Chapman and Bailey. Our 2026 memberships outnumbered the combined memberships sold in 2024 and 2025.

Cultural infrastructure

We care for 24 government-owned arts and cultural facilities. We work with asset owners and delivery partners to provide memorable, accessible, and safe cultural facilities that support creativity and preserve, share and interpret the Territory's cultural and natural heritage, history and identity.

There are 15 heritage-listed facilities supporting the protection of national and locally significant heritage infrastructure and collections while enabling cultural activation, tourism, education, community engagement and economic participation.

This provides Territorians and visitors with opportunities to access and engage with arts, culture, heritage, storytelling, and creative practice through a diverse network of theatres, galleries, museums, studios, archives, cultural precincts, and community spaces.

We also support the planning, design and construction of upgrades to community owned art and culture centres through the Arts Trail Gallery Extension Program.

2025-26 highlights

- Invested $10.71 million in the operations of the Museum and Art Gallery of the Northern Territory.
- Opened 2 upgraded community-owned art and culture centres delivered through the Arts Trail Gallery Extension Program.
- Handed the $10 million Nyinkka Nyunyu Art and Culture Centre upgrade to Julalikari Council Aboriginal Corporation in July 2025; the centre opened to the public in April 2026 with official opening celebrations on 9 July 2026.
- Celebrated the opening of the upgraded Gapuwiyak Culture and Art Centre in August 2025.
- Progressed design and procurement for $2.5 million stage 1 upgrades to Buku-Larrnggay Mulka Centre at Yirrkala and $4.5 million for the cultural hub adjacent to Maningrida Arts and Culture Centre.

Case study

A new chapter for Nyinkka Nyunyu

Nyinkka Nyunyu Art and Culture Centre reopened to the public in Tennant Creek in April 2026 following a $10 million redevelopment. The Aboriginal-owned centre now has modern gallery, multi-sensory exhibition, cultural and visitor spaces where Warumungu stories, knowledge and artistic practice can be shared on Warumungu Country.

The renewed centre creates more opportunities for exhibitions, cultural learning, local artists, jobs and tourism, strengthening both cultural authority and the Barkly region's creative economy.





Library & Archives NT

Library & Archives NT (LANT) collects, preserves and shares the documentary heritage of the Northern Territory. We provide public library and archives services, support government information management, care for collections and work with communities to ensure the Territory's stories are accessible now and into the future.

What we deliver:

- library and archive services at Danala in Darwin and reading rooms in Millner and Alice Springs
- access to government and community records, research assistance and reference services
- support for 31 public libraries across the NT
- records management advice for government agencies, including appraisal, disposal schedules and training
- legal deposit, acquisition and collection care including preservation, digitisation and storage
- digital access to collections through Territory Stories and other discovery platforms
- exhibitions, talks and programs that showcase the Territory's history, language and cultures
- oral history, language and community memory projects developed in partnership with Aboriginal communities.

2025-26 highlights

- Welcomed 11,439 visitors to Danala, LANT's purpose-built facility at CDU's Education and Community Precinct in Darwin City.
- Recorded 770,363 in-person visits across LANT's 3 sites and the Territory's public library network, and 1.93 million sessions across LANT's digital platforms.
- Assisted 991 enquiries through LANT's reference and research support service.
- Funded 11 projects totalling $57,200 through the NT History Grants program, supporting original historical research about the Territory.
- Supported 31 library facilities and 48 remote community Wi-Fi services in partnership with local government.
- Recognised 8 winning authors and 16 finalists through the NT History Book Award and NT Literary Awards, celebrating writing in and about the Territory.
- Delivered 35 programs and events, engaging 1,592 attendees with Territory stories, knowledge and voices.
- Provided archival access and support to 46 NT Government agencies and business units through LANT's archive services.
- Facilitated 1,636 archive record retrievals for government, commercial enterprise and members of the public.
- Recorded a 211% increase in memberships from the previous financial year.

Case study

Danala becoming a place for the community to gather

In its first full year of operation, Danala continued to evolve beyond a new home for the NT Collection and specialist research resources. Through a diverse program of exhibitions, events and activities, the library became a welcoming place where people gathered to learn, connect and celebrate culture.

A highlight was the 2026 Spring Festival, delivered with community partners to welcome the Year of the Fire Horse. The festival brought the library to life with calligraphy, painting, games, music, dance, food and Tai Chi, attracting participants of all ages and backgrounds. The event demonstrated how a contemporary library can connect documentary heritage, lifelong learning and the Territory's rich cultural diversity.

Danala brings together the NT Collection's reference resources, specialist research materials, lending collections, exhibitions, events and public programs within a contemporary and accessible environment. By creating opportunities for discovery, learning and connection, Danala strengthens engagement with the Territory's documentary heritage and supports a vibrant culture of readers, researchers and lifelong learners.

Image: 2025 Spring Festival at LANT, Danala



Performance - Budget Paper 3

People

Objective

Territory communities are empowered, active, diverse, vibrant and safe places for everyone, where people can access the NDIS and disability services they need and receive financial support to assist with the cost of essential goods and services.

Disability

Lead the Territory partnership with the NDIS and development of government's disability policy and support initiatives that advocate, assist and provide opportunity for those living with disability.

Social inclusion

Coordinate and manage activities and events that promote diversity, inclusion and social connection through our offices of veterans' engagement and support, disability, senior Territorians, multicultural affairs, youth affairs, and gender equity and diversity

Northern Territory concession and recognition schemes

Deliver initiatives that provide financial support for concession holders and seniors to help with cost-of-living expenses on a range of essential goods and services.

Key Performance Indicators	2025-26 target	2025-26 actual
Events, programs and activities funded to support and celebrate veterans and their families[1, 2]	20	33
Events, services and activities funded to celebrate and support senior Territorians[1]	50	35
Events and activities funded to promote and celebrate our multicultural community [2,3]	110	133
Events and activities funded to promote and celebrate young Territorians [2]	200	262
Events and activities funded to enhance gender equity and diversity [2,3]	80	106
Active participants with an approved NDIS plan	5,900	6,894
Eligible Territorians who are members of the Northern Territory Concession Scheme	≥ 65%	60.4%
Eligible Territorians who are members of the Northern Territory Seniors Recognition Scheme[4]	≥ 75%	76.1%

1 New measure commencing 1 July 2025.
2 The number of applicants, amounts requested and amounts awarded under application-based grant programs will vary round to round.
3 The 2025-26 target is based on 2024-25 performance.

Sport

Objective

The sport and recreation sector within the Territory is developed for the benefit of all Territorians and visitors.

Sport and recreation

Support and develop the sport and active recreation sectors to engage Territorians in lifelong participation in sport and active recreation.

Key Performance Indicators	2025-26 target	2025-26 actual
Sports and recreation organisation partnerships	73	73
Eligible organisations registered for sport vouchers	275	348

Culture

Objective

Growth and development of the Territory's arts sectors and preservation of places of documentary knowledge and archival collections for future generations.

Libraries and archives

Preserve and promote the Territory's rich and diverse history and culture through curated collections.

Arts and culture

Support and develop the Territory's arts, culture and creative industry sectors through grants, infrastructure and industry support. Includes supporting performance spaces and galleries, and managing the Araluen Cultural Precinct and program at Araluen Arts Centre.

Key Performance Indicators	2025-26 target	2025-26 actual
Online and in-person visits to Territory public libraries including Library & Archives NT	1.43M	2.69M
Artists, art workers and arts organisations funded through arts and culture grant programs [1]	150	200

1 The variation in 2025-26 is due to an increase in demand for smaller grants such as Quick Response grants to support travel and professional development of artists and arts professionals.

Corporate and shared services

Objective

Effective and efficient performance of the agency through strategic leadership and governance.

Corporate and governance

Provide leadership and strategic management to ensure the agency meets its service and quality objectives and identifies and mitigates risk.

Shared services received

Receive corporate services from the Department of Corporate and Digital Development. Receive infrastructure services from the Department of Logistics and Infrastructure. Receive corporate and governance services from the Department of Children and Families.





Governance and compliance

Our Minister

The Hon Jinson Charls MLA

Minister for People, Sport and Culture

Minister for Disability

Minister for Arts

Minister for Youth, Seniors and Equality

Minister for Multicultural Affairs

Minister for Veterans

Ministerially appointed bodies

Board of the Museum and Art Gallery of the NT

Disability Advisory Committee

Minister's Advisory Council on Multicultural Affairs

Minister's Advisory Council for Senior Territorians

Northern Territory Ministerial Advisory Committee for the Arts

NT Youth Round Table

Strehlow Research Centre Board

Veterans' Affairs Ministerial Advisory Council

Governance committees

Senior Leadership Team

Chair: Chief Executive Officer

Purpose: provides a regular operational forum for senior leaders to coordinate delivery, resolve emerging issues and maintain a shared view of priorities across the department.

Executive Leadership Group

Chair: Chief Executive Officer

Purpose: sets strategic and operational direction, monitors agency performance and risk, and supports the Chief Executive Officer to make coordinated, accountable decisions.

Budget Committee

Chair: Chief Executive Officer

Purpose: oversees budget strategy, resource allocation and financial performance so the department can deliver agreed outcomes within its approved budget.

Infrastructure Committee

Co-Chair: General Manager Sport, Recreation and Concessions; General Manager People and Culture.

Purpose: oversees the department's infrastructure priorities and monitors projects delivered with the Department of Logistics and Infrastructure (DLI).

Workplace Work Health and Safety committees

Chair: Management representative for each workplace

Purpose: supports consultation between workers and management, identifies local safety risks and helps put department-wide work health and safety policies into practice.

Our legislation

The Department of People, Sport and Culture has responsibility for the administration of the following Acts (or part of an act) and their associated Regulations as provided in the Administrative Arrangements Order (No. 4) 2024:

Legislation

Carers Recognition Act 2006

Disability Services Act 1993 (except Parts 3 to 7)

Information Act 2002 (Part 9 provisions about archives management)

Major Cricket Events Act 2003

Meteorites Act 1988

National Disability Insurance Scheme (Worker Clearance) Act 2020

Publications (Legal Deposit) Act 2004

Strehlow Research Centre Act 2005

Access to information

We help people access government and personal information through informal release where appropriate and by managing formal applications under the *Information Act 2002*.

In 2025–26, we received 5 freedom of information applications and completed 6.

Request	Received	Completed
FOI requests 2025-26	5	6
FOI requests brought forward from 2024-25	1	

Timeliness of requests finalised during 2025-26

- Applications handled within 30 days: 2
- Applications handled exceeding 30 days: 2
- Internal reviews handled exceeding 30 days:1

Our workforce

At the final pay period of 2025–26, the department employed 153.58 full-time equivalent staff (FTE).

Our workforce brings together specialist policy, program, facility, collection, regional delivery and corporate expertise. We continue to align capability and roles with the priorities in our Strategic Plan 2025–2028.

Senior Officer positions represented 21% of FTE. Aboriginal employees represented 10.23% of our workforce, compared with the NTPS target of 16%. Employees from culturally and linguistically diverse backgrounds represented 19.32% of our workforce and 2.84% identified as a person with disability.

2025-26 FTE breakdown

Classification group	FTE
Administrative Officer 2	8.71
Administrative Officer 3	14.32
Administrative Officer 4	8.85
Administrative Officer 5	15.34
Administrative Officer 6	23.44
Administrative Officer 7	25.14
Executive Officer 2 - Executive Contract	1
Executive Officer 3 - Executive Contract	2
Executive Officer 5 - Executive Contract	1
Graduate Trainee	1
NTPS Adult Traineeship (AQF4 Level A)	0.6
Physical 2	1
Physical 3	2
Professional 1	2
Professional 2	1.76
Professional 3	9.00
Senior Administrative Officer 1	18.38
Senior Administrative Officer 2	6.80
Senior Professional Officer 1	3
Senior Professional Officer 2	1
Technical 2	1.60
Technical 3	2
Technical 4	1
Technical 5	1
Theatrical Employee Level A	1.64
Total	**153.58**

Work health and safety

We are committed to a safe and healthy workplace. Our work health and safety management system focuses on education, prevention, response and recovery, supported by consultation with workers and workplace committees.

Worker engagement sessions help us understand operational risks, strengthen safety awareness and improve the quality and timeliness of reporting through Figtree.

Hazard, incident and injury reporting

We worked with staff and service partners to strengthen hazard identification, incident reporting and early intervention.

In 2025-26, we recorded 33 work-related hazards and incidents. Of these:

- 6 were hazards reports
- 11 were incidents that did not result in injury
- 16 were incidents that resulted in injury.

Data source: NT Government Figtree Work Health and Safety Reporting System. Data current as at 30 June 2026.

In 2025-26 there were 2 incidents met the definition of a dangerous or notifiable incident under the *Work Health and Safety (National Uniform Legislation) Act 2011*.

A 'notifiable incident' is:

- the death of a person; or
- a serious injury or illness; or
- a dangerous incident

arising out of the conduct of a business or undertaking at a workplace. Notifiable incidents may relate to any person – whether an employee, contractor or member of the public.

Notifiable incidents must be reported to NT WorkSafe immediately after becoming aware it has happened, and the incident scene preserved (not disturbed) until NT WorkSafe Inspectors direct otherwise.

Date	Incident type	Incident details
January 2026	Dangerous incident: fall or release from a height of any plant, substance or thing	No Injuries sustained. A compactus fell off balance and lent against the neighbouring compactus.
April 2026	Dangerous incident: fall or release from a height of any plant, substance or thing	No injuries sustained. A ceiling tile fell after it sustained water damage.

Risk and audit

We deliver risk and audit functions through a shared-services arrangement with the DCF. We maintains accountability for its risk settings and assurance program, supported by coordinated advice, monitoring and audit processes.

In 2025–26, we continued to mature our governance arrangements and align risk, audit and business planning with the Strategic Plan 2025–2028.

Audits and reviews

Independent audits and reviews test whether our systems and controls are operating as intended and identify opportunities to improve. The table below records activity and status as at 30 June 2026.

Risk and Audit Committee

Our Executive Leadership Group oversaw:

- management of key strategic risks
- delivery of the 2025–26 internal audit program and external audit activity
- progress against recommendations arising from internal and external audits
- matters relating to internal and external audits, conflicts of interest and gifts and benefits.

This oversight supports timely action, clearer accountability and continuous improvement across the department

Type	Title	Description	As at 30 June
External audit	Agency Control Audit 2025-26	Assess the adequacy of our systems and processes for compliance against the *Financial Management Act 1995*, Treasurer's Directions, *Procurement Act 1995* and other whole-of-government policies.	Audit completed by the NT Auditor-General in October 2025. Audit findings and recommendations are being actioned.
External audit	End of Year Review 2025-26	Reviews compliance with the *Financial Management Act 1995*.	Audit completed by the NT Auditor-General in October 2025. Audit findings and recommendations are being actioned.
External Audit	Effectiveness of Internal Audit and Audit Committees	Review the effectiveness of Internal Audit and Audit Committees in government departments.	Audit completed by the NT Auditor-General in September 2025. Audit findings and recommendations are being actioned.
Internal audit	Value for Territory	Assesses compliance with the NTG's Procurement Rules, Governance Policy and Buy Local Plan	Audit field work completed and the audit report is being finalised.

Compliance with the *Public Sector Employment and Management Act 1993*

Employment Instruction	Performance 2025-26
1. Filling vacancies	We mandate recruitment and selection training for all panel members filling vacancies. In 2025-26, 32 staff completed Merit Selection training (21 online and 11 face to face).
2. Probation	We adhere to the Northern Territory Public Sector mandated 6-month probation period. During 2025-26 there were 49 commencements.
3. Natural justice	We embed the principles of natural justice in relevant policies, trainings, performance management discussions and resources.
4. Employee performance management and development systems	We used myPerformance for career planning, with information and templates available to staff on the intranet.
5. Medical examinations	We engage qualified health practitioners as needed. 0 employees undertook a medical examination or fitness for duty assessment relating to inability in 2025-26.
6. Employee performance and inability	We support staff to attend performance management training. In 2025-26, performance and inability processes were managed for 0 employees.
7. Discipline	Employment Instruction 7 has been revoked.
8. Internal department complaints and Section 59 grievance reviews	Our employee internal complaints policy and guidelines are available to staff on the intranet. In 2025-26: • 3 complaint matters were lodged for internal review • 5 were closed (finalised).
9. Employment records	We maintain employment records in accordance with legislative requirements.
10. Equality of employment opportunity programs	Cross-cultural awareness forms a part of all our induction programs. We encourage active participation of staff at events including NAIDOC Week, International Women's Day and International Day of People with Disability.
11. Occupational health and safety standards program	Our WHS Management System has policies, guidelines, templates and resources available to staff on the intranet. It is designed to support staff wellbeing and safe workplaces by focussing on employee consultation and hazard risk and response management. The WHS team promote and support the facilitation and training for fire wardens, first aid officers, workplace WHS committees and undertake worker engagement sessions.

Employment Instruction	Performance 2025-26
12. Code of conduct	We embed these principles through staff induction, training, performance management discussions and in resources. In 2025-26, 75 staff completed Code of Conduct training..
13. Appropriate workplace behaviour	Our policy is available to staff on the intranet and behaviours are fostered through training and induction, meetings and promoting NTPS values. In 2025-26, 82 employees completed our OneNTG Appropriate Workplace Behaviours training. .
14. Redeployment and redundancy procedures	Information is available to staff on the intranet.
15. Special measures	Special Measures was applied to 34 advertised positions to support the growth of our Aboriginal workforce.

Complaints

We welcome feedback and use complaints to identify service improvements. We aim to make our processes accessible, respond respectfully and resolve issues as early as possible.

In 2025–26, we received 4 complaints.

Description	2025-26
NT Concession and Recognition Schemes	4
Total	**4**

Financial statements

Overview

Our financial statements provide an overview or our financial performance, position and cash flows for the 2025-2026 financial year, as at 30 June 2026. The accompanying financial statement has been prepared in accordance with the *Financial Management Act 1995*.

The financial statements consist of a Comprehensive Operating Statement, Balance Sheet, Statement of Changes in Equity, and Cash Flow Statement, and the notes accompanying these statements.

The department has the following outputs

- People
- Sport
- Culture
- Corporate and Shared Services.

Note 3 of the financial statements outlines the Comprehensive Operating Statement by output groups.

Financial performance

In 2025-26, the department reported a net loss of $18.55 million and after adjusting for non-cash asset expense items of $15 million, the department made a cash loss of $3.55 million, compared to 2024-25 which saw a cash profit of $6.2 million.

Operating revenue

In 2025-26, operating revenue for the financial year was $259.8 million. The department is dependent on government appropriations with the NT Government contributing $204.46 million.

Other revenue sources include exhibition management of the Araluen Arts Centre, retail and admission sales, and facility hire of sporting venues.

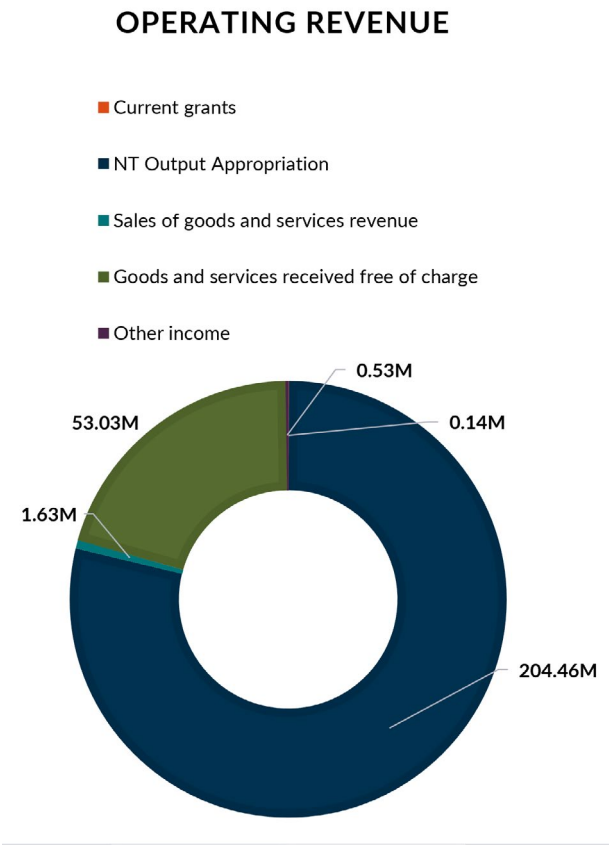

Operating expenses

Our operating expenses were $278.35 million. The payment of grants and subsidies, including Community Service Obligations to the Museum and Art Gallery of the NT, contributed to $176.88 million or 63.5% of total operating expenses. Significant grant payments were for the NT's commitment to the NDIS, frontline service delivery by non-government organisation partners and concession schemes.

Purchase of goods and services expenditure was $8.78 million or 3% and employee expense was $19.47 million or 7% of total operating expenses.

Other cash related operational expenses were in relation to property management of $4.99 million, including water and sewerage, rates and lease charges.

Non-cash asset expenses were $15 million for depreciation and amortisation and $53.24 million in other administrative expenses. Of this $53.24 million, $53.04 million relates to services received free of charge from DLI and DCDD and in-kind for NDIS.

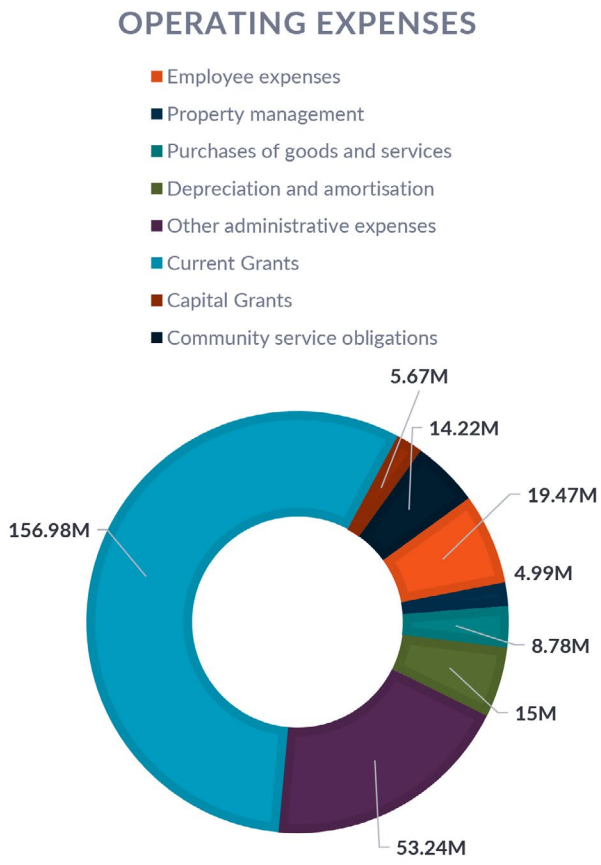

Balance Sheet

The department holds total assets of $511.4 million as at 30 June 2026, this includes:

- Current assets of $15.43 million which consists of:
  - $14.33 million in cash and deposits, reflecting the department's operating cash balance required to pay accounts and employee wages
  - $1.05 million in receivables, reflecting money owed to the department
  - $50,000 in inventories, which is retail stock held by Araluen.
- Non-current assets of $495.97 million comprising of:
  - $101.72 million in buildings
  - $19.29 million in land
  - $1.74 million in plant and equipment
  - $201.69 million in leased land and buildings
  - $171.53 million in heritage and cultural assets

The department holds total liabilities of $5.75 million as at 30 June 2026, this includes:

- $150,000 in deposits held in trust for Araluen
- $2.47 million in creditors and accruals, reflecting the department's accrued salaries and accounts payable balance
- $2.65 million in provisions, which includes employee entitlements including annual leave, leave loading, and recreation leave
- $480,000 in other liabilities, including unearned revenue (cash in advance of services).

Certification of the Financial statements

We certify that the attached financial statements for the Department of People, Sport and Culture have been prepared based on proper accounts and records in accordance with Australian Accounting Standards and with the requirements as prescribed in the *Financial Management Act 1995* and Treasurer's Directions.

We further state that the information set out in the comprehensive operating statement, balance sheet, statement of changes in equity, cash flow statement, and notes to and forming part of the financial statements, presents fairly the financial performance and cash flows for the year ended 30 June 2026 and the financial position on that date.

At the time of signing, we are not aware of any circumstances that would render the particulars included in the financial statements misleading or inaccurate.



Samantha Livesley

Accountable Officer

28 August 2026



Cynthia Loganathan

Chief Financial Officer

28 August 2026

Comprehensive operating statement

For the year ended 30 June 2026

	Note	2026	2025
		$000	$000
INCOME			
Grants and subsidies revenue	4		
Current		142	2 019
Appropriation	5		
Output		204 462	208 862
Commonwealth (excluding capital appropriation)		-	1 624
Sales of goods and services	6	1 629	1 517
Goods and services received free of charge	7	53 037	55 649
Gain on disposal of assets	8	4	-
Other income	9	531	1 171
TOTAL INCOME	3	**259 805**	**270 842**
EXPENSES			
Employee expenses	10	19 476	19 071
Administrative expenses			
Property management		4 989	4 905
Purchases of goods and services	11	8 779	8 290
Depreciation and amortisation	19, 20	14 990	14 565
Other administrative expenses[1]		53 241	56 817
Grants and subsidies expenses			
Current	12a	156 985	148 434
Capital	12b	5 669	12 832
Community service obligations	12c	14 222	14 332
TOTAL EXPENSES	3	**278 351**	**279 246**
NET SURPLUS/(DEFICIT)		**(18 546)**	**(8 404)**
OTHER COMPREHENSIVE INCOME			
Items that will not be reclassified to net surplus/deficit			
Changes in asset revaluation surplus		73 671	-
TOTAL OTHER COMPREHENSIVE INCOME		**73 671**	**-**
COMPREHENSIVE RESULT		**55 125**	**(8 404)**

[1] Includes DCDD service charges and DLI repairs and maintenance service charges.

The comprehensive operating statement is to be read in conjunction with the notes to the financial statements

Balance sheet

As at 30 June 2026

	Note	2026	2025
		$000	$000
ASSETS			
Current assets			
Cash and deposits	14	14 334	19 894
Receivables	16	1 053	1 316
Inventories	17	46	44
Total current assets		**15 433**	**21 254**
Non-current assets			
Property, plant and equipment	19, 26	324 440	254 998
Heritage and cultural assets	20, 26	171 530	170 698
Total non-current assets		**495 970**	**425 696**
TOTAL ASSETS		**511 403**	**446 950**
LIABILITIES			
Current liabilities			
Deposits held	21	151	67
Payables	22	2 469	4 383
Provisions	23	2 656	2 354
Other liabilities	24	476	22
Total current liabilities		**5 752**	**6 826**
TOTAL LIABILITIES		**5 752**	**6 826**
NET ASSETS		**505 651**	**440 124**
EQUITY			
Capital		206 515	264 801
Asset revaluation surplus		326 086	183 727
Accumulated funds		(26 950)	(8 404)
TOTAL EQUITY		**505 651**	**440 124**

The balance sheet is to be read in conjunction with the notes to the financial statements.

Statement of changes in equity

For the year ended 30 June 2026

	Note	Equity at 1 July	Comprehensive result	Transactions with owners in their capacity as owners	Equity at 30 June
		$000	$000	$000	$000
2026					
Accumulated funds		**(8 404)**	**(18 546)**	**-**	**(26 950)**
Asset revaluation reserve		**183 727**	**73 671**	**68 688**	**326 086**
Capital – transactions with owners					
Equity injections					
Capital appropriation		45	-	144	189
Equity transfers in		294 493	-	11 143	305 636
Other equity injections		11 498	-	46	11 544
Equity withdrawals					
Capital withdrawal		(3 409)	-	(931)	(4 340)
Equity transfers out		(37 826)	-	(68 688)	(106 514)
Total Capital – transactions with owners		**264 801**	**-**	**(58 286)**	**206 515**
Total equity at end of financial year		**440 124**	**55 125**	**10 402**	**505 651**
2025					
Accumulated funds		**-**	**(8 404)**	**-**	**(8 404)**
Asset revaluation reserve		**-**	**-**	**183 727**	**183 727**
Capital – transactions with owners					
Equity injections					
Capital appropriation		-	-	45	45
Equity transfers in		-	-	294 493	294 493
Other equity injections		-	-	11 498	11 498
Equity withdrawals					
Capital withdrawal		-	-	(3 409)	(3 409)
Equity transfers out		-	-	(37 826)	(37 826)
Total Capital – transactions with owners		**-**	**-**	**264 801**	**264 801**
Total equity at end of financial year		**-**	**(8 404)**	**448 528**	**440 124**

The statement of changes in equity is to be read in conjunction with the notes to the financial statements.

Cash flow statement

For the year ended 30 June 2026

	Note	2026	2025
		$000	$000
CASH FLOWS FROM OPERATING ACTIVITIES			
Operating receipts			
Grants and subsidies received			
Current		142	2 019
Appropriation received			
Output		204 462	208 862
Commonwealth (excluding capital appropriation)		-	1 624
Receipts from sales of goods and services		7 447	4 337
Total operating receipts		**212 051**	**216 842**
Operating payments			
Payments to employees		(19 057)	(16 303)
Payments for goods and services		(21 560)	(12 940)
Grants and subsidies paid			
Current		(157 061)	(148 043)
Capital		(5 669)	(12 805)
Community service obligations		(13 315)	(14 332)
Total operating payments		**(216 662)**	**(204 423)**
Net cash (used in)/from operating activities	15	**(4 611)**	**12 419**
CASH FLOWS FROM INVESTING ACTIVITIES			
Investing receipts			
Proceeds from sales of non-financial assets	8	4	-
Total investing receipts		**4**	**-**
Investing payments			
Purchases of non-financial assets		(296)	(726)
Total investing payments		**(296)**	**(726)**
Net cash (used in) investing activities		**(292)**	**(726)**
CASH FLOWS FROM FINANCING ACTIVITIES			
Financing receipts			
Deposits received		84	67
Equity injections			
Capital appropriation	5	144	45
Other equity injections		46	11 498
Total financing receipts		**274**	**11 610**
Financing payments			
Equity withdrawals		(931)	(3 409)
Total financing payments		**(931)**	**(3 409)**
Net cash (used in)/from financing activities		**(657)**	**8 201**
Net (decrease)/increase in cash held		(5 560)	19 894
Cash at beginning of financial year		19 894	-
CASH AT END OF FINANCIAL YEAR	14	**14 334**	**19 894**

The cash flow statement is to be read in conjunction with the notes to the financial statements.

Index of notes to the financial statements

Note

1. Objectives and funding
2. Statement of material accounting policy information
3. Comprehensive operating statement by output group Income
4. Grants and subsidies revenue
5. Appropriation

5a. Summary of changes to appropriation

6. Sales of goods and services
7. Goods and services received free of charge
8. Gain on disposal of assets
9. Other income

Expenses

10 Employee expenses

11. Purchases of goods and services

12a. Grant expense – Current grants and subsidies expenses

12b. Grant expense – Capital grant expense

12c. Grant expense – Community service obligations

13. Write-offs, postponements, waivers, gifts and ex gratia payments

Assets

14. Cash and deposits
15. Cash flow reconciliation
16. Receivables
17. Inventories
18. Other financial assets
19. Property, plant and equipment
20. Heritage and cultural assets

Liabilities

21. Deposits held
22. Payables
23. Provisions
24. Other liabilities
25. Capital commitments

Other disclosures

26. Fair value measurement
27. Financial instruments
28. Related parties
29. Contingent liabilities and contingent assets
30. Events subsequent to balance date
31. Budgetary information

1. Objectives and funding

The department's primary objective is to foster an inclusive, vibrant and healthy community for all people in the NT. We promote active lifestyles through accessible sports and recreation programs, encourage engagement and participation in arts and cultural initiatives and ensure people of all abilities and backgrounds have equitable opportunities within the NT.

Additional information in relation to the department and its principal activities may be found in the main body of the annual report.

The department considered primary users of these financial statements and their needs for information and quantitative thresholds to determine which accounting policy information is material and therefore must be disclosed.

The department is predominantly funded and therefore dependent on the receipt of parliamentary appropriations. The financial statements encompass all funds through which the department controls resources to carry on its functions and deliver outputs. For reporting purposes, outputs delivered by the department are summarised into several output groups. Note 3 provides summarised financial information in the form of a comprehensive operating statement by the output group.

2. Statement of material accounting policy information

a) Statement of compliance

i. Compliance framework

These financial statements are general purpose financial statements and have been prepared in accordance with the requirements of the *Financial Management Act 1995*, related Treasurer's Directions and Australian Accounting Standards and Interpretations issued by the Australian Accounting Standards Board. The Financial Management Act requires the Department of People, Sport and Culture to prepare financial statements for the year ended 30 June based on the form determined by the Treasurer. The form of department financial statements should include:

- a certification of the financial statements
- a comprehensive operating statement
- a balance sheet
- a statement of changes in equity
- a cash flow statement and
- applicable explanatory notes to the financial statements.

ii. Standards and interpretations effective from 2025-26 financial year

Several amendments and interpretations have been issued that apply to the current reporting period but are considered to have no or minimal impact on public sector reporting.

iii. Standards and interpretations issued but not yet effective

No Australian accounting standards have been adopted early for 2025-26 financial year.

The following new Australian Accounting Standard has been issued but is not yet effective and is expected to impact future reporting periods:

- *AASB 18 Presentation and Disclosure of Financial Statements (AASB 18)*
- AASB 18 Presentation and Disclosure in Financial Statements replaces AASB 101 and introduces new presentation and disclosure requirements for income statements, cash flow statements, and management-defined performance measures.

The standard is proposed to apply to not-for-profit public sector entities for annual reporting periods beginning on or after 1 January 2028 (the 2028–29 financial year for the department).

AASB 18 would primarily affect the presentation and disclosure of financial information, including the classification of income and expenses, additional subtotals in the operating statement, revised cash flow classifications for interest and dividends, and new disclosures for management-defined performance measures. The standard does not affect the recognition or measurement of amounts.

Any changes to presentation of financial statements and disclosures will be incorporated into future Treasurer's Directions on proforma financial statements.

b) Presentation and rounding of amounts

Amounts in the financial statements and notes to the financial statements are presented in Australian dollars and have been rounded to the nearest thousand dollars, with amounts of $500 or less being rounded down to zero. Figures in the financial statements and notes may not equate due to rounding.

c) Contributions by and distributions to government

The department may receive contributions from government where the government is acting as owner of the department. Conversely, the department may make distributions to government. In accordance with the Financial Management Act and Treasurer's Directions, certain types of contributions and distributions, including those relating to administrative restructures, have been designated as contributions by, and distributions to, government. These designated contributions and distributions are treated by the department as adjustments to equity.

The statement of changes in equity provides additional information in relation to contributions by, and distributions to, government.

3. Comprehensive operating statement by output group

	Note	PEOPLE		SPORT		CULTURE		CORPORATE AND SHARED SERVICES		TOTAL	
		2026	2025	2026	2025	2026	2025	2026	2025	2026	2025
		$000	$000	$000	$000	$000	$000	$000	$000	$000	$000
INCOME											
Grants and subsidies revenue	4										
Current		30	1 150	27	734	85	135	-	-	142	2 019
Appropriation	5										
Output		141 142	140 494	27 669	26 591	33 205	40 255	2 446	1 522	204 462	208 862
Commonwealth		-	1 624	-	-	-	-	-	-	-	1 624
Sales of goods and services	6	41	-	528	578	1 060	939	-	-	1 629	1 517
Goods and services received free of charge	7	40 740	46 696	-	-	-	-	12 297	8 953	53 037	55 649
Gain on disposal of assets	8	-	-	4	-	-	-	-	-	4	-
Other income	9	8	471	180	284	333	406	10	10	531	1 171
TOTAL INCOME		181 961	190 435	28 408	28 187	34 683	41 735	14 753	10 485	259 805	270 842
EXPENSES											
Employee expenses	10	4 946	4 385	5 188	5 075	8 241	8 530	1 101	1 081	19 476	19 071
Administrative expenses											
Property management		6	27	4 015	4 013	933	834	35	31	4 989	4 905
Purchases of goods and services	11	1 034	958	2 928	2 596	2 762	3 001	2 055	1 735	8 779	8 290
Depreciation and amortisation	19, 20	-	-	10 333	9 816	4 655	4 749	2	-	14 990	14 565
Other administrative expenses1		40 743	46 677	48	282	91	904	12 359	8 954	53 241	56 817
Grants and subsidies expenses											
Current	12a	118 514	108 914	15 373	16 217	23 098	23 303	-	-	156 985	148 434
Capital	12b	449	1 817	5 220	3 815	-	7 200	-	-	5 669	12 832
Community service obligations	12c	14 222	14 332	-	-	-	-	-	-	14 222	14 332
TOTAL EXPENSES		179 914	177 110	43 105	41 814	39 780	48 521	15 552	11 801	278 351	279 246
NET SURPLUS/(DEFICIT)		**2 047**	**13 325**	**(14 697)**	**(13 627)**	**(5 097)**	**(6 786)**	**(799)**	**(1 316)**	**(18 546)**	**(8 404)**

	Note	PEOPLE		SPORT		CULTURE		CORPORATE AND SHARED SERVICES		TOTAL	
		2026	2025	2026	2025	2026	2025	2026	2025	2026	2025
		$000	$000	$000	$000	$000	$000	$000	$000	$000	$000
OTHER COMPREHENSIVE INCOME											
Items that will not be reclassified to net surplus/deficit											
Changes in asset revaluation reserve		-	-	66 507	-	7 164	-	-	-	73 671	-
TOTAL OTHER COMPREHENSIVE		-	-	66 507	-	7 164	-	-	-	73 671	-
COMPREHENSIVE RESULT		**2 047**	**13 325**	**51 810**	**(13 627)**	**2 067**	**(6 786)**	**(799)**	**(1 316)**	**55 125**	**(8 404)**

[1] Includes DCDD service charges and DLI repairs and maintenance service charges.
This comprehensive operating statement by output group is to be read in conjunction with the notes to the financial statements.

The department is predominantly funded by parliamentary appropriations for the provision of outputs. Outputs are the services provided or goods produced by an department for users external to the department. They support the delivery of the department's objectives and or statutory responsibilities. The above table disaggregates revenue and expenses that enable delivery of services by output group which form part of the balances of the department.

4. Grants and subsidies revenue

	2026			2025		
	$000 Revenue from contracts with customers	$000 Other	$000 Total	$000 Revenue from contracts with customers	$000 Other	$000 Total
Current grants	142	-	142	85	1 934	2 019
Total grants and subsidies revenue	**142**	**-**	**142**	**85**	**1 934**	**2 019**

Grants revenue is recognised at fair value, exclusive of GST in accordance with the requirements of AASB 15 *Revenue from Contracts with Customers* or AASB 1058 *Income of Not-for-Profit Entities*, depending on whether the grant agreement is enforceable and includes sufficiently specific performance obligations.

The assessment of whether a performance obligation is sufficiently specific involved the application of significant judgement, based on an analysis of the terms and conditions of grant agreements and relevant supporting documentation (including activity workplans) and where necessary, discussions with relevant stakeholder.

Where an agreement is enforceable and includes sufficiently specific obligations to transfer goods or services to the grantor or a third-party beneficiary, income is accounted for under AASB 15. In these cases, funding received in advance is recognised as unearned contract revenue liability, included in Note 24 Other liabilities and recognised as income as, or when, performance obligations are satisfied.

The department has adopted a low value contract threshold of $50,000 excluding GST and recognises revenue from contracts with a low value, upfront on receipt of income.

The department's contracts with customers are for the conservation of cultural collections and assists with the cost of utilities management while enhancing accessibility to the community. Funding is generally received upfront for 12 months and the department typically satisfies obligations and recognises revenue as services are being delivered as specified in the agreement.

A financing component for consideration is only recognised if it is significant to the contract and the period between the transfer of goods and services and receipt of consideration is more than one year. For the 2025-26 and 2024-25 reporting periods, there were no adjustments for the effects of a significant financing component.

Where grant agreements do not meet criteria above, it is accounted for under AASB 1058 and is recognised upfront on receipt of funding.

Grant revenue, passed on from a Territory Government-controlled entity with the exception of the Central Holding Authority (CHA), is recognised upfront on receipt, irrespective of which revenue accounting standard it may fall under in accordance with the Treasurer's Direction on income.

Grant agreements accounted as revenue from contracts with customers have been disaggregated below into categories to enable users of these financial statements to understand the nature, amount, timing and uncertainty of income and cash flows. These categories include a description of the type of product or service line, type of customer and timing of transfer of goods and services.

	2026	2025
	$000	$000
Type of good and service:		
Service delivery	142	85
Total revenue from contracts with customers	**142**	**85**
Type of customer:		
Commonwealth Government	57	-
State and Territory Government	85	85
Total revenue from contracts with customers	**142**	**85**
Timing of transfer of goods and services:		
Overtime	57	-
Point in time	85	85
Total revenue from contracts with customers	**142**	**85**

5. Appropriation

Appropriation recorded in the operating statement includes output appropriation and Commonwealth appropriation received for the delivery of services.

	2026			2025		
	$000	$000	$000	$000	$000	$000
	Revenue from contracts with customers	Other	Total	Revenue from contracts with customers	Other	Total
Output	-	204 462	204 462	-	208 862	208 862
Commonwealth	-	-	-	190	1 434	1 624
Total appropriation in the operating statement	**-**	**204 462**	**204 462**	**190**	**210 296**	**210 486**

Appropriation recorded in the cashflow statement includes capital appropriation and Commonwealth capital appropriation received for the delivery of assets to be retained by the department.

	2026			2025		
	$000	$000	$000	$000	$000	$000
	Revenue from contracts with customers	Other	Total	Revenue from contracts with customers	Other	Total
Capital	-	144	144	-	45	45
Commonwealth	-	-	-	-	-	-
Total appropriation in the cashflow statement	**-**	**144**	**144**	**-**	**45**	**45**

Output appropriation is the operating payment to each department for the outputs they provide as specified in the *Appropriation (2025–2026) Act 2025*. It does not include any allowance for major non-cash costs such as depreciation. Output appropriations do not have sufficiently specific performance obligations and are recognised on receipt of funds.

Commonwealth appropriation follows from the intergovernmental agreement on federal financial relations, resulting in specific purpose payments (SPPs) and national partnership (NP) payments being made by the Commonwealth Treasury to state treasuries, in a manner similar to arrangements for GST payments. These payments are received by the Department of Treasury and Finance on behalf of the CHA and then passed on to the relevant agencies as Commonwealth appropriation.

Where Commonwealth appropriation received has an enforceable contract with sufficiently specific performance obligations, the transaction is accounted for under AASB 15 as revenue from contracts with customers. In this case, revenue is recognised as and when goods and or services are transferred to the customer or third-party beneficiary. Otherwise revenue is recognised when the department gains control of the funds. The department's contracts with customers is for the delivery of essential services to actively participate in the community and enhance community accessibility. Funding is generally received upfront for 12 months and the department typically satisfies obligations and recognises revenue as services are being delivered as specified in the agreement.

Commonwealth appropriations accounted as revenue from contracts with customers have been disaggregated below into categories to enable users of these financial statements to understand the nature, amount, timing and uncertainty of income and cash flows. These categories include a description of the type of product or service line, type of customer and timing of transfer of goods and services.

	2026	2025
	$000	$000
Type of good and service:		
Service delivery	-	190
Total revenue from contracts with customers	**-**	**190**
Type of customer:		
Commonwealth Government	-	190
Total revenue from contracts with customers	**-**	**190**
Timing of transfer of goods and services:		
Overtime	-	190
Total revenue from contracts with customers	**-**	**190**

a) Summary of changes to budget appropriations

The following table presents changes to budgeted appropriations authorised during the current financial year together with explanations for significant changes. It compares the amounts originally identified in the *Appropriation (2025–2026) Act 2025* with revised appropriations as reported in 2026-27 Budget Paper No. 3 Agency Budget Statements and the final end of year appropriation.

The changes within this table relate only to appropriation and do not include department revenue (for example, goods and services revenue and grants received directly by the department) or expenditure. Refer to Note 31 Budgetary information for detailed information on variations to the department's actual outcome compared to budget for revenue and expenses.

a) Summary of changes to appropriations

	Original 2025-26 budget appropriation (a)	Revised 2025-26 budget appropriation (b)	Change to budget appropriation (b-a)	Note	Final 2025-26 budget appropriation (d)	Change to budget appropriation (d-b)	Note
	$000	$000	$000		$000	$000	
Output	211 162	204 030	(7 132)	1	204 462	432	
Capital	45	144	99		144	-	
Total appropriation	**211 207**	**204 174**	**(7 033)**		**204 606**	**432**	

Output and capital appropriations reflect funding as a direct result of government-approved decisions, with actual funding received by the department in line with the budgeted amounts.

Commonwealth appropriation reflects funding anticipated to be received from the Commonwealth for both operational and capital purposes. In 2025-26, no Commonwealth appropriation was received ($1.62 million in 2024-25). As Commonwealth appropriations are largely recognised as or when performance obligations are satisfied, the actual amounts receipted by the department and reported in these financial statements may vary from the budgeted amounts reported in this table.

The following are explanations of changes over $1 million or where there is a significant offset resulting in net changes under $1 million.

1. Transfer of capital grant funding between 2025-26 and 2026-27 to align with revised project timelines.

6. Sale of goods and services

	2026			2025		
	$000	$000	$000	$000	$000	$000
	Revenue from contracts with customers	Other	Total	Revenue from contracts with customers	Other	Total
Sale of goods and service delivery revenue	1 503	126	1 629	1 425	92	1 517
Total sales of goods and services	**1 503**	**126**	**1 629**	**1 425**	**92**	**1 517**

Sale of goods and service delivery revenue

Sale of goods and service delivery revenue comprise income from rendering of services, and sales of goods and services. These are recognised at fair value, exclusive of GST.

Sales of goods

Revenue from sales of goods is recognised when the department satisfies a performance obligation by transferring the promised goods and predominately relates to retail sales through the Araluen Arts Centre. The department typically satisfies its performance obligations when the control of goods is transferred to the customers, and when a customer obtains control of promised goods. The payments are typically due when the customer obtains control of the promised goods.

Revenue from these sales are based on the price specified in the contract, and revenue is only recognised to the extent that it is highly probable a significant reversal will not occur. There is no element of financing present as sales are made with a short credit term.

Rendering of services

Revenue from rendering of services is recognised when the department satisfies the performance obligation by transferring the promised services. These services predominantly relate to commissions, admission sales, labour fees, and exhibition management for Araluen Arts Centre, as well as facility hire across various locations, including Hidden Valley and Marrara Indoor Stadium. The department typically satisfies its performance obligations when a performance obligation is satisfied at a point in time or when the customer pays the related fee and has access to the facility. The department performance obligation is satisfied overtime, when sales of inventory occur and membership revenue for Araluen is recognised.

Sales of goods and services accounted as revenue from contracts with customers have been disaggregated below into categories to enable users of these financial statements to understand the nature, amount, timing and uncertainty of income and cash flows. These categories include a description of the type of product or service line, type of customer and timing of transfer of goods and services.

	2026	2025
	$000	$000
Type of good and service:		
Service delivery	883	885
Sales of goods	330	297
Other	290	243
Total revenue from contracts with customers	**1 503**	**1 425**
Type of customer:		
Commonwealth Government	12	-
State and Territory Government	90	-
Non-government entities	1 401	1 425
Total revenue from contracts with customers	**1 503**	**1 425**
Timing of transfer of goods and services:		
Overtime	22	297
Point in time	1 481	1 128
Total revenue from contracts with customers	**1 503**	**1 425**

7. Goods and services received free of charge

	2026	2025
	$000	$000
Corporate and information services	7 228	4 007
Repairs and maintenance	5 068	4 947
National Disability Insurance Scheme in-kind scheme	40 741	46 695
Total goods and services received free of charge	**53 037**	**55 649**

Resources received free of charge are recognised as revenue when, and only when, a fair value can be reliably determined, and the services would have been purchased if they had not been donated. Use of those resources is recognised as an expense. Resources received free of charge are recorded as either revenue or gains depending on their nature.

In addition, the following corporate services staff and functions are centralised and provided by DCDD on behalf of the department and form part of goods and services received free of charge by the department:

- financial services including accounts receivable, accounts payable and payroll
- employment and workforce services
- information management services
- procurement services; and
- property leasing services.

Repairs and maintenance expenses incurred on the department's assets and costs associated with administration of these expenses are centralised and in DLI on behalf of the department, and form part of goods and services received free of charge by the department.

Under the NDIS, in-kind supports are provided by other NT Government agencies to scheme participants and are recognised in the department as services free of charge.

8. Gain on disposal of assets

	2026	2025
	$000	$000
Net proceeds from the disposal of non-current assets	4	-
Less: Carrying value of non-current assets disposed	-	-
Total gain on disposal of assets	**4**	**-**

9. Other income

	2026			2025		
	$000 Revenue from contracts with customers	$000 Other	$000 Total	$000 Revenue from contracts with customers	$000 Other	$000 Total
Miscellaneous revenue	-	19	19	-	281	281
Cultural assets acquired nil consideration	-	238	238	-	369	369
Property, plant and equipment acquired nil consideration	-	79	79	-	-	-
Prior year unspent grant money	-	195	195	-	521	521
Total other income	**-**	**531**	**531**	**-**	**1 171**	**1 171**

Miscellaneous revenue

Miscellaneous revenue includes reimbursements, and gold charitable donations. Where funding is received for agreements that are enforceable and contain sufficiently specific performance obligations for the department to transfer goods or services to the grantor or third-party beneficiary, the transaction is accounted for under AASB 15 as revenue from contracts with customers. Where this criteria is not met, revenue is generally accounted for under AASB 1058 and income is generally recognised upfront on receipt of funding.

Donated assets

Donated assets include assets received at below fair value or for nil consideration that can be measured reliably. These are recognised as revenue at their fair value when control over the assets is obtained, normally either on receipt of the assets or on notification the assets have been secured.

10. Employee expenses

	2026	2025
	$000	$000
Salaries and wages	16 436	16 347
Superannuation expenses	1 974	1 825
Fringe benefits tax	39	92
Payroll tax	1 027	807
Total employee expenses	**19 476**	**19 071**

The number of full-time equivalent employees for 2025-26 was 154 (2024-25: 138).

Salaries and wages are recognised in the reporting period when the employee renders services to the Territory Government. It includes recreation leave, labour hire costs, allowances and other benefits, which are recognised in the reporting period when employees are entitled to the benefit or when incurred.

The recognition and measurement policy for employee benefits is detailed in Note 22: Payables and Note 23: Provisions.

11. Purchases of goods and services

	2026	2025
	$000	$000
The net surplus/(deficit) has been arrived at after charging the following expenses:		
Goods and services expenses:		
Consultants [1]	309	11
Advertising [2]	26	38
Marketing and promotion [3]	805	507
Document production	108	24
Legal expenses [4]	25	29
Recruitment [5]	21	10
Training and study	122	197
Official duty fares	187	146
Travelling allowance	42	51
Information technology charges and communications	1 544	1 457
Agent Service Arrangements [6]	2 939	3 012
Motor vehicle expenses	134	175
Other equipment expenses	207	122
Library services	644	941
Consumables	714	525
Artworks and public programs	186	180
Other operating expenses	766	865
Total purchases of goods and services	**8 779**	**8 290**

[1] Includes marketing, promotion and IT consultants.

[2] Does not include recruitment, advertising or marketing and promotion advertising.

[3] Includes advertising for marketing and promotion but excludes marketing and promotion consultants' expenses, which are incorporated in the consultants' category.

[4] Includes legal fees, claim and settlement costs.

[5] Includes recruitment-related advertising costs.

[6] Includes $1.32 million Shared Services Agreement with Department of Children and Families (2024-25 $1.48 million)

Purchases of goods and services generally represent the day-to-day running costs incurred in normal operations, including supplies and service costs recognised in the reporting period in which they are incurred.

12. Grant and subsidies expenses

a) Current grant and subsidy expenses

	2026	2025
	$000	$000
Current grants		
Local government	10 206	9 141
Northern Territory Government schools	111	179
Private and not-for-profit sector	29 549	32 798
Other	98 936	89 964
Total current grants	**138 802**	**132 082**
Subsidy		
Local government	32	-
Northern Territory Government schools	30	-
Private and not-for-profit sector	18 025	14 791
Grants to other sectors of government	-	1 561
Other	96	-
Total subsidies	**18 183**	**16 352**
Total current grant and subsidy expense	**156 985**	**148 434**

Current grants expenses are intended to finance the current activities of the recipient for which no economic benefits of equal value are receivable in return and comprises of payments to NDIS ($87.94 million), MGNT ($10.71 million), Peak Sporting Bodies Funding ($5.63 million), Art Organisations ($4.45 million), Library Sector Services ($4.63 million), Remote Community Programs ($4.13 million), and Multicultural Programs funding ($2.11 million).

Subsidies are payments aimed at reducing all or part of the costs of an activity. They include payments made to NT Concession Scheme ($5.01 million), NT Senior Recognition Scheme ($9.75 million) and Sport Voucher program ($2.54 million).

Current grant and subsidy expenses are recognised as an expense in the reporting period in which they are paid or payable, exclusive of the amount of GST.

b) Capital grant expense

	2026	2025
	$000	$000
Local government	1 500	2 180
Private and not-for-profit sector	4 169	3 490
Other	-	7 162
Total capital grant expense	**5 669**	**12 832**

Capital grant expenses are transfers made to a recipient for the purpose of acquiring, constructing or upgrading a non-financial asset that is to be controlled by a party other than the department. It also includes the transfer of existing department assets to another entity for which no economic benefits of equal value are receivable in return. Capital grant expenses largely comprise of Community Infrastructure ($1.4 million Tracy Village Sports Precinct, $1.5 million Wanguri Oval upgrades, $1.32 million DXC Arena change room and carpark upgrades), and $900,000 on Woodroffe Oval redevelopment.

Capital grant expenses are recognised in the reporting period in which they are paid or payable, exclusive of the amount of GST. Where an existing department asset is transferred to a recipient, the transaction is recognised when the department transfers control of asset to the recipient.

c) Community service obligations

	2026	2025
	$000	$000
Private and not-for-profit sector	-	148
Grants to other sectors of government	14 222	14 184
Total community service obligations	**14 222**	**14 332**

Community service obligations (CSO) are payments the department makes to a government business division or a government owned corporation to compensate them for undertaking activities they would not elect to undertake on a commercial basis or would only undertake commercially at a higher price. CSO payments are recognised as an expense in the reporting period in which they are paid or payable, exclusive of the amount of GST. The department predominantly pays CSOs to Jacana Energy and Power and Water Corporation.

13. Write-offs, postponements, waiver, gifts and ex gratia payments

The following table presents all write-offs, waivers, postponements, gifts and ex gratia payments approved under the *Financial Management Act 1995* or other legislation that the department administers.

	Department				Territory items				Note
	2026	No. of trans.	2025	No. of trans.	2026	No. of trans.	2025	No. of trans.	
	$000		$000		$000		$000		
Authorised under the *Financial Management Act 1995*									
Write offs, postponements and waivers approved by the Treasurer									
Irrecoverable money written off	46	1	-	-	-	-	-	-	1
Waiver of right to receive or recover money or property	28	22	180	172	-	-	-	-	2
Total write offs, postponements and waivers approved by the Treasurer	**74**	**23**	**180**	**172**	**-**	**-**	**-**	**-**	
Write offs, postponements and waivers approved by delegates									
Losses or deficiencies of money written off	2	-	2	2	-	-	-	-	
Total written off, postponed and waived approved by delegates	**2**	**-**	**2**	**2**	**-**	**-**	**-**	**-**	
Gifts approved by Treasurer	-	-	-	14	-	-	-	-	3
Total gifts	-	-	-	14	-	-	-	-	
Ex gratia payments	-	-	-	-	-	-	-	-	
Total Ex Gratia Payments	-	-	-	-	-	-	-	-	
Total authorised under the *Financial Management Act 1995*	**76**	**23**	**182**	**188**	-	-	-	-	

	Department				Territory items				Note
	2026	No. of trans.	2025	No. of trans.	2026	No. of trans.	2025	No. of trans.	
	$000		$000		$000		$000		
Authorised under other legislation									
Write-offs, postponements and waivers	-	-	-	-	-	-	-	-	
Gifts	-	-	-	-	-	-	-	-	
Total authorised under other legislation	-	-	-	-	-	-	-	-	

Notes:

1. Relates to write-off of recovery of unspent grant money
2. Overpayments made under the NT Concession Scheme were approved to be waived in 2024-25. $180,000 comprising 172 invoices waived in 2024-25, and 22 invoices representing $28,000 were waived in 2025-26.
3. Gifted assets were recorded as sub-assets of larger main assets and, accordingly, are not separately capitalised or measured.

Write-off

Write-offs reflect the removal from accounting records the value of public money or public property owing to, or loss sustained by the Territory or department. It refers to circumstance where the Territory or a department has made all attempts to pursue the debt, however, is deemed irrecoverable due to reasons beyond the Territory or a department's control. Write-offs result in no cash outlay and are accounted for under 'Other administrative expenses' in the comprehensive operating statement.

Waiver

Waivers reflect the election to forego a legal right to recover public money or receive public property. Once agreed with and communicated to the debtor, it will have the effect of extinguishing the debt and renouncing the right to any future claim on that public money or public property. Waivers result in no cash outlay and are accounted for under 'Current grants and subsidies expense' in the comprehensive operating statement.

Gifts

A gift is an asset or property, deemed surplus to government's requirements, transferred to a suitable recipient, without receiving any consideration or compensation, and where there is no constructive or legal obligation for the transfer. Gifted property is accounted under 'Other administrative expenses' in the comprehensive operating statement.

14. Cash and deposits

	2026	2025
	$000	$000
Cash at bank	14 334	19 894
Total cash and deposits	**14 334**	**19 894**

For the purposes of the balance sheet and the cash flow statement, cash includes cash on hand, cash at bank and cash equivalents. Cash equivalents are highly liquid short-term investments that are readily convertible to cash. Cash at bank includes monies held in the Accountable Officer's Trust Account (AOTA) that are ultimately payable to the beneficial owner – refer also to Note 21.

15. Cash flow reconciliation

a) Reconciliation of cash

The total of department 'Cash and deposits' of $14.334 million recorded in the balance sheet is consistent with that recorded as 'Cash' in the cash flow statement.

Reconciliation of net surplus/deficit to net cash from operating activities

	2026	2025
	$000	$000
Net deficit	**(18 546)**	**(8 404)**
Non-cash items:		
Depreciation and amortisation	14 990	14 565
Asset write-downs	163	1 187
Non-financial assets acquired for nil consideration	(317)	(369)
Gain on disposal of assets	(4)	-
Capital Grant (non cash)	-	28
Changes in assets and liabilities:		
Decrease/(increase) in receivables	263	(1 316)
(Increase) in inventories	(2)	(31)
(Decrease)/increase in payables	(1 914)	4 383
Increase in provision for employee benefits	218	1 963
Increase in other provisions	84	391
Increase in other liabilities	454	22
Net cash (used in)/from operating activities	**(4 611)**	**12 419**

b) Reconciliation of liabilities arising from financing activities

2026

		Cash flows		Other	
	1 July	Deposits Received	Total Cash Flows	Total Other	30 June
	$000	$000	$000	$000	$000
Deposits held	67	84	84	-	151
Total	**67**	**84**	**84**	**-**	**151**

2025

		Cash flows		Other	
	1 July	Deposits Received	Total Cash Flows	Total Other	30 June
	$000	$000	$000	$000	$000
Deposits held	-	67	67	-	67
Total	**67**	**67**	**67**	**-**	**67**

16. Receivables

	2026	2025
	$000	$000
Current		
Accounts receivable	206	278
Less: loss allowance	(60)	(66)
	146	212
Accrued contract revenue	2	-
Less: loss allowance	-	-
	2	-
GST receivables	800	946
Prepayments	70	28
Other receivables	35	130
	905	1 104
Total receivables	**1 053**	**1 316**

Receivables are initially recognised when the department becomes a party to the contractual provisions of the instrument and are measured at fair value less any directly attributable transaction costs. Receivables include contract receivables, accounts receivable, accrued contract revenue and other receivables.

Receivables are subsequently measured at amortised cost using the effective interest method, less any impairments.

Accounts receivable and contract receivables are generally settled within 30 days and other receivables within 60 days.

The loss allowance reflects lifetime expected credit losses and represents the amount of receivables the department estimates are likely to be uncollectible and are considered doubtful.

Accrued contract revenue

Accrued contract revenue relates to the department's right to consideration in exchange for works completed but not invoiced at the reporting date in respect of provision of department facilities for function hire. Once the department's rights to payment becomes unconditional, usually on issue of an invoice, accrued contract revenue balances are reclassified as contract receivables. Accrued revenue that does not arise from contracts with customers are reported as part of other receivables.

Credit risk exposure of receivables

Receivables are monitored on an ongoing basis to ensure exposure to bad debts is not significant. The entity applies the simplified approach to measuring expected credit losses. This approach recognises a loss allowance based on lifetime expected credit losses for all accounts receivables, contracts receivables and accrued contract revenue. To measure expected credit losses, receivables have been grouped based on shared risk characteristics and days past due.

The expected loss rates are based on historical observed loss rates, and has not been adjusted for other macroeconomic factors as these were inherently included through the changes in the observed collection rate.

In accordance with the provisions of the Financial Management Act, receivables are written off when based on demonstrated actions to collect, there is no reasonable expectation of recovery for reasons beyond the department's control.

The loss allowance for receivables at reporting date represents the amount of receivables the department estimates is likely to be uncollectible and is considered doubtful. Ageing analysis and reconciliation of loss allowance for receivables as at the reporting date are disclosed below.

Internal receivables reflect amounts owing from entities controlled by the NT Government such as other agencies, government business divisions and government owned corporations. External receivables reflect amounts owing from third parties which are external to the NT Government.

Ageing analysis

	2026				2025			
Internal receivables	Gross receivables	Loss rate	Expected credit losses	Net receivables	Gross receivables	Loss rate	Expected credit losses	Net receivables
	$000	%	$000	$000	$000	%	$000	$000
Not overdue	25	-	-	25	-	-	-	-
Overdue for less than 30 days	-	-	-	-	-	-	-	-
Overdue for 30 to 60 days	-	-	-	-	-	-	-	-
Overdue for more than 60 days	-	-	-	-	-	-	-	-
Total internal receivables	**25**	**-**	**-**	**25**	**-**	**-**	**-**	**-**
External receivables								
Not overdue	67	0%	-	67	70	0%	0	70
Overdue for less than 30 days	22	5%	1	21	67	11%	8	59
Overdue for 30 to 60 days	5	0%	-	5	53	2%	1	52
Overdue for more than 60 days	87	68%	59	28	88	65%	57	31
Total external receivables	**181**	**33%**	**60**	**121**	**278**	**24%**	**66**	**212**

Total amounts disclosed exclude statutory amounts and prepayments as these do not meet the definition of a financial instrument and therefore will not reconcile to the receivables note. It also excludes accrued contract revenue where no loss allowance has been provided.

Reconciliation of loss allowance for receivables

	2026	2025
	$000	**$000**
External receivables		
Opening balance	66	-
Transfers in from administrative restructuring	-	88
Written off during the year	(74)	(182)
Increase in allowance recognised in profit or loss	68	160
Total external receivables	**60**	**66**

17. Inventories

	2026	2025
	$000	$000
General inventories		
At cost	46	44
Total inventories	**46**	**44**

Inventories include assets held for sale at nominal consideration in the ordinary course of business operations.

Inventories are valued at the lower of cost and net realisable value.

18. Other financial assets

a) Agency as a lessor

Finance leases

Leases under which the department transfers substantially all the risks and rewards of ownership of an asset are classified as finance leases.

Subleases are classified by reference to the right-of-use asset arising from the head lease, rather than by reference to the underlying asset. A sublease is an arrangement where the underlying asset is re-leased by a lessee (intermediate lessor) to another party, and the lease (head lease) between the head lessor and original lessee remains in effect.

Finance income arising from finance leases is recognised over the lease term, based on a pattern reflecting a constant periodic rate of return on the lessor's net investment in the lease.

The department has peppercorn leases with nominal lease payments that it sub-leases, with the intention to further not-for-profit objectives of the lessee. Therefore, the department does not have any finance lease or sublease arrangements.

Future minimum rentals receivable (undiscounted) under non-cancellable finance lease at 30 June do not apply.

Operating leases

An operating lease is a lease other than a finance lease. Rental income arising is accounted for on a straight-line basis over the lease terms and is included in revenue in the comprehensive operating statement due to its operating nature. Initial direct costs incurred in negotiating and arranging an operating lease are added to the carrying amount of the underlying asset and recognised over the lease term on the same basis as rental income. Contingent rents are recognised as revenue in the period in which they are earned.

The department is lessor to a number of peppercorn leases with various not for profit organisations. These leases do not meet the recognition criteria of a finance lease under AASB 16 and as such are treated as operating leases. These leases are nominally and significantly below market value. The purpose of these arrangements is to further not-for-profit objectives of the lessee and also the department.

Future minimum rentals receivable (undiscounted) under non-cancellable operating lease as at 30 June do not apply.

b) Contract cost asset

Costs to obtain a contract are expensed where goods and services will be transferred within one year or less and only capitalised if deemed material. Territory Government employee costs that satisfy the criteria for recognition as a cost to fulfil a contract are not capitalised and expensed immediately. Other costs to fulfil a contract are accounted for as a contract cost asset if deemed material. For the 2025-26 and 2024-25 financial years, no costs were capitalised as a contract cost asset.

19. Property, plant and equipment

a) Total property, plant and equipment

	2026	2025
	$000	$000
Land		
At fair value	58 736	49 431
Buildings		
At fair value	520 012	410 635
Less: accumulated depreciation	(302 393)	(248 486)
	217 619	162 149
Infrastructure		
At fair value	130 828	121 674
Less: accumulated depreciation	(84 754)	(80 367)
	46 074	41 307
Construction (work in progress)		
At capitalised cost	12	12
	12	12
Plant and equipment		
At fair value	9 648	9 370
Less: accumulated depreciation	(7 694)	(7 334)
	1 954	2 036
Computer hardware		
At fair value	92	92
Less: accumulated depreciation	(47)	(29)
	45	63
Total Property, Plant and Equipment	**324 440**	**254 998**

Reconciliation of carrying amount of property, plant and equipment

A reconciliation of the carrying amount of property, plant and equipment at the beginning and end year is set out below:

2026

	Land	Buildings	Infrastructure	Construction (work in progress)	Plant and equipment	Computer hardware	Total
	$000	**$000**	**$000**	**$000**	**$000**	**$000**	**$000**
Carrying amount as at 1 July	49 431	162 149	41 307	12	2 036	63	254 998
Additions	-	-	-	-	296	-	296
Additions for nil consideration	-	79	-	-	-	-	79
Additions from asset transfers	-	1 793	9 154	-	33	-	10 980
Depreciation/amortisation expense	-	(10 174)	(4 387)	-	(411)	(18)	(14 990)
Revaluation increments	9 305	63 772	-	-	-	-	73 077
Carrying amount as at 30 June	**58 736**	**217 619**	**46 074**	**12**	**1 954**	**45**	**324 440**

2025

	Land	Buildings	Infrastructure	Construction (work in progress)	Plant and equipment	Computer hardware	Total
	$000	**$000**	**$000**	**$000**	**$000**	**$000**	**$000**
Carrying amount as at 1 July	-	-	-	-	-	-	-
Additions	-	-	-	-	654	72	726
Additions from asset transfers	-	3 029	923	-	508	-	4 460
Additions from administrative restructuring	49 431	169 168	44 537	12	1 229	-	264 377
Depreciation/amortisation expense	-	(10 048)	(4 153)	-	(355)	(9)	(14 565)
Carrying amount as at 30 June	**49 431**	**162 149**	**41 307**	**12**	**2 036**	**63**	**254 998**

b) Reconciliation of property, plant and equipment held and used by the department

A reconciliation of the carrying amount of property, plant and equipment held and used by the department to deliver its outputs and services to the public is set out below:

2026

	Land	Buildings	Infrastructure	Construction (work in progress)	Plant and equipment	Computer hardware	Total
	$000	$000	$000	$000	$000	$000	$000
Carrying amount as at 1 July	26 706	58 129	26 630	12	1 971	63	113 511
Additions	-	-	-	-	82	-	82
Additions for nil consideration	-	79	-	-	-	-	79
Additions from asset transfers	-	1 375	-	-	33	-	1 408
Depreciation/amortisation expense	-	(4 528)	(1 406)	-	(389)	(18)	(6 341)
Revaluation increments/decrements	(7 420)	21 430	-	-	-	-	14 010
Carrying amount as at 30 June	**19 286**	**76 485**	**25 224**	**12**	**1 697**	**45**	**122 749**

2025

	Land	Buildings	Infrastructure	Construction (work in progress)	Plant and equipment	Computer hardware	Total
	$000	$000	$000	$000	$000	$000	$000
Carrying amount as at 1 July	-	-	-	-	-	-	-
Additions	-	-	-	-	654	72	726
Additions from asset transfers	-	1 100	67	-	508	-	1 675
Additions from administrative restructuring	26 706	61 514	28 002	12	1 142	-	117 376
Depreciation/amortisation expense	-	(4 485)	(1 439)	-	(333)	(9)	(6 266)
Carrying amount as at 30 June	**26 706**	**58 129**	**26 630**	**12**	**1 971**	**63**	**113 511**

c) Reconciliation of property, plant and equipment where the agency is a lessor under operating leases

A reconciliation of the carrying amount of property, plant and equipment where the agency is a lessor under operating leases is set out below:

2026

	Land	Buildings	Infrastructure	Construction (work in progress)	Plant and equipment	Computer hardware	Total
	$000	$000	$000	$000	$000	$000	$000
Carrying amount as at 1 July	22 725	104 020	14 677	-	65	-	141 487
Additions	-	-	-	-	214	-	214
Additions from asset transfers	-	418	9 154	-	-	-	9 572
Depreciation/amortisation expense	-	(5 646)	(2 981)	-	(22)	-	(8 649)
Revaluation increments	16 725	42 342	-	-	-	-	59 067
Carrying amount as at 30 June	**39 450**	**141 134**	**20 850**	**-**	**257**	**-**	**201 691**

2025

	Land	Buildings	Infrastructure	Construction (work in progress)	Plant and equipment	Computer hardware	Total
	$000	$000	$000	$000	$000	$000	$000
Carrying amount as at 1 July	-	-	-	-	-	-	-
Additions from asset transfers	-	1 929	856	-	-	-	2 785
Additions from administrative restructuring	22 725	107 654	16 535	-	87	-	147 001
Depreciation/amortisation expense	-	(5 563)	(2 714)	-	(22)	-	(8 299)
Carrying amount as at 30 June	**22 725**	**104 020**	**14 677**	**-**	**65**	**-**	**141 487**

i. Acquisitions

Property, plant and equipment are initially recognised at cost.

Items of property, plant and equipment with a cost or other value, equal to or greater than $10,000 are recognised in the year of acquisition and depreciated as outlined below. Items of property, plant and equipment below the $10,000 threshold are expensed in the year of acquisition.

Major items of plant and equipment comprising a number of components that have different useful lives are accounted for as separate assets. Individual components may be replaced during the useful life of the complex asset.

ii. Construction (work in progress)

As part of the financial management framework, DLI is responsible for managing general government capital works projects on a whole of government basis. Therefore appropriation for capital works is provided directly to DLI and the cost of construction work in progress is recognised as an asset of that department. Once completed, capital works assets are transferred to the department.

iii. Revaluation of assets

Subsequent to initial recognition, assets belonging to the following classes of non-financial assets are revalued with sufficient regularity to ensure the carrying amount of these assets does not differ materially from their fair value at reporting date:

- land
- buildings
- infrastructure assets
- heritage and cultural assets

The above classes of property, plant and equipment include certain new assets initially recognised at cost. Such new assets will continue to be measured at cost, which is deemed to equate to fair value, until the next revaluation for that asset class occurs.

Plant and equipment are stated at historical cost less depreciation, which is deemed to equate to fair value.

The unique nature of some heritage and cultural assets may preclude reliable measurement. Such assets have not been recognised in the financial statements. These types of assets are part of a secret and sacred collection.

The latest revaluations as at 30 June 2026 were independently conducted. The valuers were Frontier Valuations (land, building and infrastructure assets) and CBRE Valuation and Advisory Services (heritage and cultural assets). Refer to Note 26: Fair value for additional disclosures.

iv. Impairment of assets

An asset is said to be impaired when the asset's carrying amount exceeds its recoverable amount.

Materially significant non-financial assets are assessed for indicators of impairment annually. If any indicator of impairment exists, the department determines the asset's recoverable amount. The asset's recoverable amount is determined as the higher of the asset's current replacement cost and fair value less costs to sell. Any amount by which the asset's carrying amount exceeds the recoverable amount is recorded as an impairment loss.

Impairment losses are recognised in the comprehensive operating statement. They are disclosed as an expense unless the asset is carried at a revalued amount. Where the asset is measured at a revalued amount, the impairment loss is offset against the asset revaluation surplus for that class of asset to the extent an available balance exists in the asset revaluation surplus.

In certain situations, an impairment loss may subsequently be reversed. Impairment loss may only be reversed if there has been a change in the assumptions used to determine the asset's recoverable amount. The reversal is limited so that the carrying amount of the asset does not exceed the revised estimate of its recoverable amount, nor exceed the net carrying amount that would have been determined had no impairment loss been recognised for the asset in the prior years. Where an asset is carried at a revalued amount, impairment reversal is recognised in the comprehensive operating statement as income to the extent that an impairment loss was previously recognised in the profit or loss, otherwise, impairment reversal results in an increase in the asset revaluation surplus.

Department property, plant and equipment assets were assessed for impairment as at 30 June 2026. No impairment adjustments were required as a result of this review.

v. Depreciation and amortisation expense

Items of property, plant and equipment, including buildings but excluding land, have limited useful lives and are depreciated using the straight-line method over their estimated useful lives. Assets are depreciated from the date of acquisition or from the time an asset is completed and held ready for use.

The estimated useful lives for each class of asset are in accordance with the department's determination as follows:

	2026	**2025**
Buildings	10 - 50 years	10 – 50 years
Infrastructure assets	8 years – infinite	8 years – infinite
Plant and equipment	5 – 10 years	5 – 10 years

vi. Right of use assets under lease

Recognition and measurement

The department assesses at contract inception whether a contract conveys the right to control the use of an identified asset for a period of time in exchange for consideration and hence contains a lease.

The department recognises lease liabilities equal to lease payments and a corresponding right-of-use assets for the use of the underlying assets, except for short-term leases and leases of low-value assets.

The department recognises right-of-use assets at the commencement date of the lease (the date the underlying asset is available for use).

If ownership of the leased asset transfers to the department at the end of the lease term or the cost reflects the exercise of a purchase option, depreciation is calculated using the estimated useful life of the asset.

Right-of-use assets are subsequently measured at fair value which approximates costs less accumulated amortisation and accumulated impairment losses.

Right-of-use assets are subject to remeasurement principles consistent with the lease liability including indexation and market rent review which approximates fair value. Right-of-use assets are also revalued where a trigger or event may indicate their carrying amount does not equal fair value.

Inter-governmental leases

The department applies the inter-governmental leases recognition exemption as per the Treasurer's Direction – Leases and recognises these as an expense on a straight-line basis over the lease term. These largely relate to the lease of motor vehicles from NT Fleet. Leases of commercial properties for office accommodation are centralised with DCDD. Consequently all lease liabilities and right-of-use assets relating to these arrangements are recognised by DCDD and not disclosed within these financial statements.

20. Heritage and cultural assets

	2026	2025
	$000	$000
Carrying amount		
Gross carrying amount	171 530	170 698
Less: Accumulated depreciation	-	-
Carrying amount at 30 June	**171 530**	**170 698**
Reconciliation of carrying amount		
Carrying amount at 1 July	170 698	-
Additions from administrative restructuring	-	170 329
Additions for nil consideration	238	369
Revaluation increments	594	-
Carrying amount at 30 June	**171 530**	**170 698**

The department's heritage and cultural assets comprises of museums, galleries, library and archive collections which collectively preserves and interprets the region's cultural, historical, and scientific heritage. A primary collection comprise of nationally significant collections of Aboriginal and contemporary art, military and aviation history, and natural sciences, including unique megafauna and geological records. LANT maintains and preserves the NT's documentary heritage through its state library and archive collections. These collections comprise published and unpublished materials, including books, journals, images, records, artworks, and audiovisual resources. The value of the artworks and audiovisual resources collection was recognised by the department for the first time during the 2025-26 financial year.

Heritage and cultural assets are initially measured at cost. Where an asset is acquired at no or nominal cost, the cost is the fair value as at the date of acquisition.

The unique nature of some heritage and cultural assets may preclude reliable measurement. Such assets have not been recognised in the financial statements. These types of assets are part of a secret and sacred collection.

Heritage and cultural assets are subsequently recognised at fair value and consist of assets forming part of unique collections. These collections are subject to periodic revaluation on a rotational basis. The latest independent revaluations, undertaken by CBRE Valuation and Advisory Services as at 30 June 2026, encompassed the artworks and audiovisual collections at LANT. Refer to Note 26 Fair value measurement for additional disclosures.

The department's accounting policies on impairment for property, plant and equipment disclosed in Note 19 also apply to heritage and cultural assets.

Department heritage and cultural assets were assessed for impairment as at 30 June 2026. No impairment adjustments were required as a result of this review.

21. Deposits held

	2026	2025
	$000	$000
Accountable officer's trust account	134	50
Gift Fund Account	17	17
Total deposits held	**151**	**67**

Deposits held mainly comprise Accountable Officer's Trust Account and Araluen Gift Fund Account.

Accountable Officer's Trust Accounts hold trust monies established under legislations held by the department on behalf of others for a specific purpose and not for use in operations of government. These include deposits for Araluen productions.

22. Payables

	2026	2025
	$000	$000
Accounts payable	199	1 556
Accrued salaries and wages	531	441
Other accrued expenses	733	2 184
Grants payable	1 006	202
Total payables	**2 469**	**4 383**

Liabilities for accounts payable and other amounts payable are carried at amortised cost, which is the fair value of the consideration to be paid in the future for goods and services received, whether or not billed to the department. Accounts payable are normally settled within 20 days from receipt of valid invoices under $1 million or 30 days for invoices over $1 million.

Salaries and wages are expected to be settled wholly within 12 months after the end of the period in which the employees render the service are recognised and measured at the amounts expected to be paid.

23. Provisions

	2026	2025
	$000	$000
Current		
Employee benefits		
Recreation leave	1 862	1 658
Leave loading	303	287
Other employee benefits	16	18
	2 181	1 963
Other current provisions		
Fringe benefits tax	10	18
Payroll tax	176	131
Superannuation contributions	289	242
	475	391
Total Provisions	**2 656**	**2 354**

Employee Benefits

Provision for employee benefits include wages and salaries and recreation leave accumulated as a result of employees rendering services up to the reporting date. Liabilities arising in respect of recreation leave and other employee benefit liabilities that fall due within 12 months of reporting date are classified as current liabilities and are measured at amounts expected to be paid. Non-current employee benefit liabilities that fall due after 12 months of the reporting date are measured at present value of estimated future cash flows, calculated using the appropriate government bond rate and taking into consideration expected future salary and wage levels, experience of employee departures and periods of service.

All recreation leave is classified as a current liability.

No provision is made for sick leave, which is non-vesting, as the anticipated pattern of future sick leave to be taken is less than the entitlement accruing in each reporting period.

Employee benefit expenses are recognised on a net basis in respect of the following categories:

- wages and salaries, non-monetary benefits, recreation leave and other leave entitlements
- other types of employee benefits.

As part of the financial management framework, the CHA assumes the long service leave liabilities of government agencies, including the Department of People, Sport and Culture and therefore no long service leave liability is recognised within these financial statements.

24. Other liabilities

	2026	2025
	$000	$000
Current		
Unearned contract revenue liability	476	22
Total other liabilities	**476**	**22**

Unearned contract revenue liability

Unearned contract revenue liability relate to consideration received in advance from customers in respect of Araluen community groups and theatre memberships, and Commonwealth grant funding for tracking and delivery of paralympic programs and key deliverables for the Play Well Activation Plan. Unearned contract revenue liability balances as at 30 June 2026 is $476,000 (balance at 1 July 2025 was $22,000). The increase in the unearned contract revenue liability primarily relates to receipt of funding from the Australian Sports Commission for the purpose of the Multi-Sport Pathways Initiative, including creation of a joint management group to monitor and track delivery of national paralympic programs.

The department anticipates to recognise as revenue, unearned contract revenue liability in accordance with the time bands below:

	2026	2025
	$000	$000
Not later than one year	476	22
Total	**476**	**22**

Superannuation

Employees' superannuation entitlements are provided through the:

- NT Government and Public Authorities Superannuation Scheme (NTGPASS)
- Commonwealth Superannuation Scheme (CSS)
- or non-government employee nominated schemes for those employees commencing on or after 10 August 1999.

The department makes superannuation contributions on behalf of its employees to the CHA or non-government employee-nominated schemes. Superannuation liabilities related to government superannuation schemes are held by the CHA and therefore not recognised in department financial statements.

25. Capital commitments

Capital commitments[1] represent future obligations or cash outflows primarily related to the construction or acquisition of assets that can be reliably measured and arise out of a contractual arrangement and typically binds the department to performance conditions. Commitments are not recognised as liabilities on the balance sheet.

Commitments may extend over multiple reporting periods and may result in payment of compensation or return of funds if obligations are breached. These contracts are expected to be payable as follows:

	2026	2025
	$000	$000
Not later than one year	-	9 900
Later than one year and not later than 5 years	-	-
Later than 5 years	-	-
Total capital expenditure commitments (exclusive of GST)	-	9 900
Plus: GST recoverable	-	-
Total capital expenditure commitments (inclusive of GST)[1]	**-**	**9 900**

1 Excludes amounts recognised as unearned revenue in the department's financial records.

26. Fair value measurement

Fair value is the price that would be received to sell an asset or paid to transfer a liability in an orderly transaction between market participants at the measurement date.

When measuring fair value, the valuation techniques used maximise the use of relevant observable inputs and minimise the use of unobservable inputs. Unobservable inputs are used to the extent that sufficient relevant and reliable observable inputs are not available for similar assets/liabilities.

Observable inputs are publicly available data relevant to the characteristics of the assets/liabilities being valued. Observable inputs used by the department include, but are not limited to, published sales data for land and general office buildings.

Unobservable inputs are data, assumptions and judgments not available publicly but relevant to the characteristics of the assets/liabilities being valued. Such inputs include internal department adjustments to observable data to take account of particular and potentially unique characteristics/functionality of assets/liabilities and assessments of physical condition and remaining useful life.

All assets and liabilities for which fair value is measured or disclosed in the financial statements are categorised within the following fair value hierarchy based on the inputs used:

- Level 1 – inputs are quoted prices in active markets for identical assets or liabilities
- Level 2 – inputs are inputs other than quoted prices included within Level 1 that are observable for the asset or liability, either directly or indirectly
- Level 3 – inputs are unobservable. The department discloses all assets in this level.

All the department's non-financial assets are measured at Level 3 and are held primarily for service potential rather than to generate cash inflows. Carrying amounts and reconciliation of movements are disclosed in Note 19, Property, Plant and Equipment. These assets are measured using inputs not based on observable market data.

a) Valuation techniques and inputs

Valuation techniques and significant unobservable inputs used to measure fair value in 2025-26 are:

Asset classes	Level	Techniques	Significant unobservable inputs
Specialised Land – with no active markets and/or significant restrictions	3	Current Replacement Cost	Valuer assessment on restrictions
Specialised Building	3	Current Replacement Cost	Valuer assessment on restrictions
Infrastructure	3	Current replacement cost	1. Labour and material costs to replace 2. Useful life of components
Plant and equipment	3	Current replacement cost	1. Cost per unit 2. Useful life
Heritage and cultural assets	3	Current replacement cost/Market approach	1. Statistically verified random samples

There were no changes in valuation techniques in 2025-26.

Level 3 fair values of specialised buildings and infrastructure were determined by computing their current replacement costs because an active market does not exist for such facilities. The current replacement cost was based on a combination of internal records of the historical cost of the facilities, adjusted for contemporary technology and construction approaches. Significant judgement was also used in assessing the remaining service potential of the facilities, given local environmental conditions, projected usage, and records of the current condition of the facilities.

i. Sensitivity analysis

Land, Buildings and Infrastructure - Unobservable inputs used in computing the fair value of buildings include the historical cost and the consumed economic benefit for each building. Given the large number of department buildings, it is not practical to compute a relevant summary measure for the unobservable inputs. In respect of sensitivity of fair value to changes in input value, a higher historical cost results in a higher fair value and greater consumption of economic benefit lowers fair value

Heritage and cultural assets – The key unobservable inputs used in computing the fair value of heritage and cultural assets is their 'contribution' to the purposes of the department, but without regard to any intangible or non-monetary values that they may possess (scientific, cultural, historical or sentimental values). Given the nature of the department's heritage and cultural assets, it is not practical to compute a relevant summary measure for the

unobservable inputs. In respect of sensitivity of fair value to changes in input value, a higher historical cost results in a higher fair value and greater consumption of economic benefit lowers fair value.

27. Financial instruments

A financial instrument is a contract that gives rise to a financial asset of one entity and a financial liability or equity instrument of another entity.

The department's financial instruments include cash and deposits; receivables; deposits held and payables. These items represent noncomplex and standard financial instruments, with limited or no exposure to credit, market or liquidity risks.

28. Related parties

a) Related parties

The department is a government administrative entity and is wholly owned and controlled by the Territory Government. Related parties of the department include:

- the portfolio minister and key management personnel (KMP) because they have authority and responsibility for planning, directing and controlling the activities of the department directly
- close family members of the portfolio minister or KMP including spouses, children and dependents
- all public sector entities that are controlled and consolidated into the whole of government financial statements
- any entities controlled or jointly controlled by KMP's or the portfolio minister, or controlled or jointly controlled by their close family members.

b) Key management personnel

Key management personnel (KMP) of the department are those persons having authority and responsibility for planning, directing and controlling the activities of the department. These include the Minister for People, Sport and Culture, the Chief Executive Officer and the 3 members of the senior leadership team listed in the annual report.

c) Remuneration of key management personnel

The details below excludes the salaries and other benefits of Minister for People, Sport and Culture as the minister's remunerations and allowances are payable by the Department of the Legislative Assembly and consequently disclosed within the Treasurer's annual financial statements.

The aggregate compensation of key management personnel of the department is set out below:

	2026	2025
	$000	$000
Short-term benefits	1 063	1 015
Post-employment benefits	128	109
Total remuneration of key management personnel	**1 191**	**1 124**

Long service leave benefits are centrally recognised and paid by the CHA and do not form part of department's accounts or cash outflows. As there is no financial impact on the department's financial statements, long service leave benefits are excluded from the quantitative disclosures of key management personnel compensation.

d) Related party transactions: Transactions with Northern Territory Government-controlled entities

The department's primary ongoing source of funding is received from the CHA in the form of output and capital appropriation and on-passed Commonwealth national partnership and specific-purpose payments.

The following table provides quantitative information about related party transactions entered into during the year with all other NT Government-controlled entities.

2026

Related party	Revenue from related parties	Payments to related parties	Amounts owed by related parties	Amounts owed to related parties
	$000	$000	$000	$000
All NTG Government departments	12 438	43 139	27	1 316

2025

Related party	Revenue from related parties	Payments to related parties	Amounts owed by related parties	Amounts owed to related parties
	$000	$000	$000	$000
All NTG Government departments	9 424	42 656	130	569

Most of the department's transactions with other government entities are not individually significant. Transactions which were significant are listed as follows:

- Payments to Jacana Energy of $11.60 million (2024-25 $8.22 million) and Power and Water Corporation of $5.20 million (2024-25 $9.48 million) for Community Service Obligations for the NT Concession and Seniors Recognition Schemes, and utility costs for assets owned by the department.

- Payments to MAGNT of $10.7 million (2024-25 $10.39 million) under a funding agreement to support operations, exhibitions, research and public programs.
- $12.3 million in free of charge revenue and payments with DCDD and DLI.

Other related party transactions are as follows:

Given the breadth and depth of Territory Government activities, related parties will transact with the Territory public sector in a manner consistent with other members of the public including paying stamp duty and other government fees and charges and therefore these transactions have not been disclosed. All other related party transactions in excess of $10,000 have been provided in the tables below.

29. Contingent liabilities and contingent assets

a) Contingent liabilities

The department had no contingent liabilities as at 30 June 2026.

b) Contingent assets

The department had no contingent assets as at 30 June 2026.

30. Events subsequent to balance date

No events have arisen between the end of the financial year and the date of this report that require adjustments to or disclosure in these financial statements.

31. Budgetary information

The following tables present the variation between the 2025-26 original budgeted financial statements, as reported in 2025-26 Budget Paper No. 3 Agency Budget Statements and the 2025-26 actual amounts reported in the financial statements, together with explanations for significant variations.

The variations within these tables do not include changes to budgeted appropriations from 2025-26 original budget to 2025-26 final budget. Refer to Note 5a for summary changes to budget appropriations.

Comprehensive operating statement

	2026 Actual	2026 Original Budget	Variance	Note
	$000	$000	$000	
INCOME				
Taxation revenue				
Grants and subsidies revenue				
Current	142	566	(424)	1
Appropriation				
Output	204 462	211 162	(6 700)	2
Sales of goods and services	1 629	1 683	(54)	
Goods and services received free of charge	53 037	54 834	(1 797)	
Gain on disposal of assets	4	-	4	
Other income	531	-	531	
TOTAL INCOME	**259 805**	**268 245**	**(8 440)**	
EXPENSES				
Employee expenses	19 476	19 372	104	
Administrative expenses				
Purchases of goods and services[1]	13 768	10 260	3 508	3
Depreciation and amortisation	14 990	14 134	856	
Other administrative expenses	53 241	54 834	(1 593)	
Grants and subsidies expenses				
Current	156 985	159 582	(2 597)	4
Capital	5 669	9 839	(4 170)	5
Community service obligations	14 222	14 358	(136)	
TOTAL EXPENSES	**278 351**	**282 379**	**(4 028)**	
NET SURPLUS/(DEFICIT)	**(18 546)**	**(14 134)**	**(4 412)**	
OTHER COMPREHENSIVE INCOME				
Items that will not be reclassified to net surplus/deficit				
Changes in asset revaluation surplus	73 671	-	73 671	6
TOTAL OTHER COMPREHENSIVE INCOME	**73 671**	**-**	**73 671**	
COMPREHENSIVE RESULT	**55 125**	**(14 134)**	**69 259**	

[1] Purchases of goods and services includes property management

NOTES:
The following note descriptions relate to variances greater than 20% or $2 million.

1. Northern Territory Sports Academy funding adjusted to recognise revenue upon fulfilment of performance obligations;
2. Output appropriation reduction for funding for:
    - Woodroffe Oval transferred to 2026-27 in line with expenditure
    - Tracy Village precinct transferred to 2026-27 in line with expenditure,
3. Over budget result is due to:
    - Sports Infrastructure, Assets and Facilities expenses for property management; and purchase of goods and services.
    - Araluen Cultural Precinct operating expenses.
4. Under budget result is due to an increase in the in-kind NDIS offset.
5. Transfer of funding to 2026-27 to meet the project timelines for Woodroffe Oval and Tracy Village Precinct.
6. Revaluation of assets during 2025-26.

Balance Sheet

	2026 Actual	2026 Original Budget	Variance	Note
	$000	$000	$000	
ASSETS				
Current assets				
Cash and deposits	14 334	10 033	4 301	1
Receivables	1 053	41	1 012	2
Inventories	46	-	46	
Total current assets	**15 433**	**10 074**	**5 359**	
Non-current assets				
Property, plant and equipment	324 440	234 723	89 717	3
Heritage and cultural assets	171 530	170 314	1 216	
Total non-current assets	**495 970**	**405 037**	**90 933**	
TOTAL ASSETS	**511 403**	**415 111**	**96 292**	
LIABILITIES				
Current liabilities				
Deposits held	151	87	64	4
Payables	2 469	6	2 463	5
Provisions	2 656	2 335	321	
Other liabilities	476	209	267	6
Total current liabilities	**5 752**	**2 637**	**3 115**	
TOTAL LIABILITIES	**5 752**	**2 637**	**3 115**	
NET ASSETS	**505 651**	**412 474**	**93 177**	
EQUITY				
Capital	206 515	273 704	(67 189)	7
Asset revaluation surplus	326 086	167 876	158 210	7
Accumulated funds	(26 950)	(29 106)	2 156	8
TOTAL EQUITY	**505 651**	**412 474**	**93 177**	

NOTES:

The following note descriptions relate to variances greater than 20% or $2 million.

1. Reflects higher year-end cash balances, primarily due to funds deposited for Seniors Recognition Scheme prepaid cards to be available from 1 July.

2. Primarily due to GST receivables.

3. Revaluation of land and buildings assets and recognition of value of Library and Archives NT (LANT) artworks and audiovisual collections.

4. Deposits held variation relates to Araluen Accountable Officers Trust Account, which represents funds received for shows that have not yet occurred.

5. Reflections the recognition of payables and accrued salaries due to the last pay period ending 17 June 2026.

6. Other liabilities primarily relate to recognition of unearned revenue for Araluen Community Group, previously held in trust and funding received for the Multi-Sport Pathways Initiative.

7. Primarily related to recognition of asset revaluation reserves transfers in from Department of Housing, Local Government and Community Development and 2025-26 asset revaluation movements.

8. Reflection of current year surplus/deficit related to the 2025-26 comprehensive operating statement.

Cash Flow Statement

	2026 Actual	2026 Original Budget	Variance	Note
	$000	$000	$000	
CASH FLOWS FROM OPERATING ACTIVITIES				
Operating receipts				
Grants and subsidies received				
Current	142	566	(424)	1
Appropriation received				
Output	204 462	211 162	(6 700)	2
Commonwealth (excluding capital appropriation)	-	-	-	
Receipts from sales of goods and services	7 447	1 683	4 575	3
Total operating receipts	**212 051**	**213 411**	**(1 360)**	
Operating payments				
Payments to employees	(19 057)	(19 372)	315	
Payments for goods and services	(21 560)	(10 260)	(11 300)	4
Grants and subsidies paid				
Current	(157 061)	(159 582)	2 521	
Capital	(5 669)	(9 839)	4 170	5
Community service obligations	(13 315)	(14 358)	1 043	
Total operating payments	**(216 662)**	**(213 411)**	**(3 251)**	
Net cash (used in)/from operating activities	**(4 611)**	**-**	**(4 611)**	
CASH FLOWS FROM INVESTING ACTIVITIES				
Investing receipts				
Proceeds from sales of non-financial assets	4	-	4	
Total investing receipts	**4**	**-**	**4**	
Investing payments				
Purchases of non-financial assets	(296)	(45)	(251)	6
Total investing payments	**(296)**	**(45)**	**(251)**	
Net cash (used in) investing activities	**(292)**	**(45)**	**(247)**	
CASH FLOWS FROM FINANCING ACTIVITIES				
Financing receipts				
Deposits received	84	-	84	
Equity injections				
Capital appropriation	144	45	99	
Other equity injections	46	-	46	
Total financing receipts	**274**	**45**	**229**	
Financing payments				
Equity withdrawals	(931)	-	(931)	
Total financing payments	**(931)**	**-**	**(931)**	
Net cash (used in)/from financing activities	**(657)**	**45**	**(702)**	
Net (decrease)/increase in cash held	(5 560)	-	(5 560)	
Cash at beginning of financial year	19 894	10 033	9 861	
CASH AT END OF FINANCIAL YEAR	**14 334**	**10 033**	**4 301**	

The following note descriptions relate to variances greater than 20% or $2 million.

1. Northern Territory Sports Academy funding adjusted to recognise income upon fulfilment of performance obligations;
2. Output appropriation transferred to 2026-27 funding for:
    - Woodroffe Oval transferred to 2026-27 in line with expenditure
    - Tracy Village precinct transferred to 2026-27 in line with expenditure
    - Capital appropriation for purchase of Araluen asset
3. Primarily reflect GST receipts from the Australian Taxation Office;
4. Over budget result related to:
    - Araluen Cultural Precinct expenses
    - Sports Infrastructure, Assets and Facilities expenses for property management and purchase of goods and services

    Payment of outstanding 2024-25 payables during the year.
5. Transfer of funding to 2026-27 to meet the project timelines for Woodroffe Oval and Tracy Village precinct.
6. Recognition of capital purchases required for management of assets and work health safety and transfer of output appropriation for purchase of Araluen Asset.



Appendices

Appendix 1 - Grant Recipients 2025-26

Recipient Name	Total funding $
3 Pies Pty Ltd	$ 31,000
8CCC Community Radio Incorporated	$ 20,000
Abby Duncan	$ 5,200
Abhineet Nirmal	$ 500
Acacia Hill School Council Inc	$ 800
Acts Community Care Network Limited	$ 8,000
Adam Jeffers	$ 500
AFL Northern Territory Limited	$ 188,099
Africa Australia Friendship Association	$ 6,000
Akeyulerre Aboriginal Corporation	$ 19,000
Alana Holmberg	$ 22,867
Alawa Primary School Council	$ 600
Alcohol and Drug Foundation Inc	$ 110,921
Alex Moloney	$ 1,000
Alice Cotton	$ 2,000
Alice Doyle	$ 500
Alice Springs Basketball Association Inc	$ 2,000
Alice Springs Beekeepers Association Incorporated	$ 8,400
Alice Springs Indian Community Cricket Club (Alice Tigers) Incorporated	$ 1,000
Alice Springs RSL Sub Branch Inc	$ 9,000
Alice Springs School of the Air	$ 16,400
Alice Springs Town Council	$ 748,357
Alice Springs Youth and Community Centre Inc	$ 150,000
Alliance Francaise De Darwin Incorporated	$ 4,500
Aly de Groot	$ 1,000
Alyangula Area School Council Inc	$ 22,991
Alyarrmandumanja Umbakumba School Council Inc.	$ 3,400
Alyssa Mason	$ 1,000
Amanda Lilleyman	$ 7,000
Aminah Howard	$ 500

Recipient Name	Total funding $	
Amy Milford	$	500
Andi Lyons-Dawson	$	1,000
Anglicare NT Ltd	$	868,367
Anna Egerton	$	500
Ansu Dolley	$	2,500
Arafura Music Collective Inc	$	66,508
ARLC NT Limited	$	188,099
Arlya Denholm	$	798
Arnhem Northern and Kimberley Artists Aboriginal Corporation - ANKA	$	220,097
Artback NT Incorporated	$	427,021
Articulate Business Solutions Pty Ltd	$	5,000
Arts Law Centre of Australia	$	30,503
Association of Alcohol and Other Drug Agencies NT Incorporated	$	4,000
Association of Independent Retirees Limited	$	168
Astrid Joyce	$	2,500
AusCycling Ltd	$	188,099
Austin Armstrong	$	14,954
Australia-China Friendship Society NT Branch Incorporated	$	45,700
Australian Japanese Association of the Northern Territory Incorporated	$	5,000
Australian Kookaburra Kids Foundation Limited	$	55,500
Australian Performing Arts Centres Limited	$	44,075
Australian Red Cross Society	$	200,000
Australian Sailing Limited	$	127,094
Australian Sports Medicine Federation Ltd	$	100,000
Australian Vietnamese Family Association Inc	$	11,000
Austriathlon LTD	$	128,594
Bagala Aboriginal Corporation	$	12,000
Barkly Region Alcohol and Drug Abuse Advisory Group Aboriginal Corporation	$	19,200
Barkly Regional Arts Inc	$	167,971
Barkly Regional Council	$	852,595
Baseball Northern Territory	$	131,843

Recipient Name	Total funding $	
Basketball NT Inc	$	326,599
Batchelor Area School Council Inc	$	900
Bayleigh Young	$	500
Belyuen Community Government Council	$	81,340
Bima Wear Association Incorporated	$	39,990
Board of the Museum and Art Gallery of the Northern Territory	$	10,710,000
Bowls NT	$	142,094
Briant Clark	$	1,000
Brodie Mitchell	$	500
Bronagh Crawley	$	48,536
Brooke Wilson	$	500
Brown's Mart Arts Limited	$	364,474
Bryn Wackett	$	2,000
Buddhist Society of the NT Inc	$	1,000
Buku-Larrnggay Mulka Incorporated	$	10,000
Bulabula Arts Aboriginal Corporation	$	10,000
Bush Fit Mob Pty Ltd	$	18,000
CD Rodrigues and JF Vigona	$	50,075
Carers NT Limited	$	68,925
Carla Germein	$	500
Carlia Behrendorff	$	500
Carlo Ansaldo	$	17,778
Carmen Spratt	$	5,000
Carpentaria Disability Services Ltd	$	1,387,920
Cassandra Frey	$	500
Cassandra Menezes	$	1,453
Catholic Church of the Diocese of Darwin	$	50,000
CatholicCare NT	$	2,500
Central Australia Sikh Cultural Centre Incorporated	$	14,000
Central Australian Football Club Incorporated	$	205,333
Central Australian Territory Craft Incorporated	$	80,670
Central Desert Regional Council	$	565,437

Recipient Name	Total funding $	
Centralian Senior College	$	285
Chabad of Rara Ltd	$	500
Charles Darwin University	$	11,973
Charlie Lange	$	24,438
Che Gibson	$	500
Children's Ground Limited	$	82,005
Christopher Howse	$	6,750
Ciella Williams	$	30,000
City of Darwin	$	3,074,862
City of Palmerston	$	707,312
Clarissa Follayttar	$	500
Coconut Grove Seniors Community Hall	$	1,692
Colombian-Australian Association of the Northern Territory	$	52,500
Combat Therapy Centre Pty Ltd	$	67,824
Compass Refugees Australia Incorporated	$	2,000
Coomalie Community Government Council	$	182,483
Cornelia Zanos	$	48,083
Corrugated Iron Youth Arts Inc	$	208,801
Council on the Ageing (NT) Inc	$	381,978
Crafts Council of the Northern Territory Inc	$	195,441
Create Foundation Limited	$	7,000
Creative Australia	$	41,029
Crystal Johnson	$	2,000
Crystal Robins	$	1,628
Cyprus Community of NT Incorporated	$	365,500
Damien Armstrong	$	20,000
Dani Powell	$	1,300
Danielle Esler	$	500
Danielle Eveleigh	$	9,000
Darcy Davis	$	1,000
Darwin Aboriginal Art Fair Foundation Limited	$	102,666
Darwin Casuarina Lions Club District 201C2	$	2,500

Recipient Name	Total funding $	
Darwin Chorale Incorporated	$	50,419
Darwin City Brass Band Association Inc	$	520
Darwin Community Arts Incorporated	$	492,876
Darwin Community Legal Service Inc	$	251,480
Darwin Dragons Rugby Union Club	$	5,000
Darwin Fashion Runway Inc	$	2,589
Darwin Fringe Incorporated	$	2,000
Darwin High School	$	5,000
Darwin High School Board Inc	$	3,900
Darwin Karting Association Inc	$	4,800
Darwin Malayalee Association Inc	$	11,000
Darwin Men's Shed	$	50,000
Darwin Off-Road Cyclists (DORC) Incorporated	$	2,000
Darwin Patchworkers and Quilters Inc	$	32,641
Darwin Performing Arts Centre	$	407,813
Darwin Support Services Pty Ltd	$	45,200
Darwin Symphony Orchestra Incorporated	$	233,799
Darwin Theatre Company Incorporated	$	20,000
Darwin Visual Arts Association Incorporated	$	102,278
Darwin Waterfront Corporation	$	3,000
David Hancock	$	4,668
David James Garnham	$	1,000
Dawn House Inc	$	5,000
DDC Performing Arts Incorporated	$	19,000
Deadly Hair Dude Pty Ltd	$	2,701
Debbie Hyder	$	21,000
Derek Pugh	$	5,000
Desart Inc	$	370,214
Dharungol Aboriginal Corporation	$	45,503
Dhimurru Aboriginal Corporation	$	19,000
Diabetes Association of the NT Inc	$	116,926

Recipient Name	Total funding $
Dionisia Karpasitis	$ 500
Disability Advocacy Service Inc	$ 77,868
Disability Sports Australia Limited	$ 100,000
Djilpin Arts Aboriginal Corporation	$ 70,000
Dream Impact Inspire Pty Ltd	$ 44,201
Drug And Alcohol Services Australia Ltd	$ 5,000
Dundee Beach School	$ 1,966
East Arnhem Regional Council	$ 1,031,049
Elise Thornthwaite	$ 500
Ely Flynn	$ 500
Emma Cawood	$ 500
Endorsed Enterprises Pty Ltd	$ 22,102
Enya Weber	$ 1,000
Equestrian Northern Territory	$ 111,843
Ethan Gascoine	$ 2,500
FABalice Festival Incorporated	$ 5,000
Fiji Multicultural Community Alice Springs Incorporated	$ 3,900
Filipiniana Senior Citizens Association Incorporated	$ 18,000
Fletcher Austin	$ 7,500
Football Northern Territory Incorporated	$ 1,738,099
forrestPR	$ 4,100
Freya Kinden	$ 22,000
Fulfilling Dreams Inc	$ 2,000
Gaillord Liamba	$ 750
Galiwin'ku Women's Space Aboriginal Corporation	$ 8,400
Gap Youth and Community Centre Aboriginal Corporation	$ 1,219,373
Gapuwiyak Culture and Arts Aboriginal Corporation	$ 43,881
Gary Carpenter	$ 500
Gary Lang NT Dance Company	$ 169,756
Georgia Cruickshank	$ 5,200
German Association in Darwin Incorporated	$ 1,000

Recipient Name	Total funding $	
Girl Guides Association of NSW	$	50,000
Glynis Lee	$	983
Golf Australia Limited	$	246,099
Gong Wanhurr Indigenous Corporation	$	105,419
Gray School Council Inc	$	600
Greek Orthodox Community of Northern Australia Inc	$	10,000
Groote Archipelago Regional Council	$	173,000
Guts Dance Central Australia Incorporated	$	98,343
Hamilton Downs Youth Camp Association Inc	$	50,000
Hannah Torsney	$	500
Happy Paws Happy Hearts Ltd	$	10,000
Happy Yess Community Arts Incorporated	$	88,384
Harrison Wyvill	$	1,000
Hayley Silvester	$	10,000
Hermannsburg Potters Aboriginal Corporation	$	47,983
High Calibre Sports Pty Ltd	$	95,533
Hockey NT Incorporated	$	236,499
Hoops 4 Health Pty Ltd	$	230,179
Hot Game Magnet	$	24,708
Human Quotient Group Pty Ltd	$	95,000
Humpty Doo and Rural Area Golf Club Inc	$	100,000
IBC Social Enterprise Pty Ltd	$	223,685
Ignite Potential Incorporated	$	300,000
Ikuntji Artists Aboriginal Corporation	$	70,000
Ilesanmi Ajisafe	$	500
Ilma Ali	$	1,000
Iltja Ntjarra Aboriginal Corporation	$	3,080
Incite Arts Incorporated	$	146,214
Indian Australian Association of Northern Territory Incorporated	$	6,000
Indian Cultural Society Northern Territory Inc	$	17,000
Infinity Prism Entertainment Pty Ltd	$	35,000
Integrated Disability Action Inc	$	121,271

Recipient Name	Total funding $
Ioanna Thymianidis	$ 10,728
Islamic Society of Darwin Inc	$ 6,000
Jacob Grant	$ 2,500
Jacqueline Marriott	$ 15,112
James Pilbrow	$ 5,734
James Rogers	$ 500
Jamilah Mills	$ 14,993
Janine Stanton	$ 1,000
Jannaya Wall	$ 500
Jasmine Story	$ 20,000
Jeffrey-Frans Klarenbeek	$ 1,000
Jemma Shimeld	$ 1,320
Jenifer Grahek	$ 10,000
Jenny Sandiford	$ 1,000
Jet Nikitina-Li	$ 1,000
Jilamara Arts And Crafts Association	$ 6,616
Jillian Carter	$ 500
Joanne Nicol	$ 1,540
Joanne Scott	$ 500
Jody Dixon	$ 500
Joey Klarenbeek	$ 1,000
John Rawnsley	$ 28,959
Jonathan Daw	$ 2,000
Jonathon Fernando	$ 500
Jordan Straight	$ 2,500
Jordan Wishart	$ 20,000
Joshua Nash	$ 2,500
Judo Northern Territory	$ 135,586
Julalikari Council Aboriginal Corporation	$ 100,000
Julianne Maxenne Balois Gabor	$ 450
Julien Poulson	$ 48,500
Kalano Community Association Incorporated	$ 390,106

Recipient Name	Total funding $
Kaliope Loder	$ 500
Kalymnian Brotherhood Darwin Incorporated	$ 25,230
Kamaron Arthur	$ 1,000
Kani Tezaris	$ 56,359
Karen Hill	$ 950
Karlee Dalton	$ 500
Karlie Gordon	$ 500
Kate Elizabeth	$ 700
Kate Emery	$ 1,000
Kate Munro	$ 500
Katharina Fehringer	$ 2,000
Katherine Community Indoor Sports Centre Pty Ltd	$ 2,000
Katherine Community Projects Association Incorporated	$ 20,000
Katherine Community Radio Inc	$ 2,000
Katherine Outback Experience Pty Ltd	$ 3,000
Katherine Regional Arts Incorporated	$ 206,591
Katherine Regional Cultural Precinct Ltd	$ 613,142
Katherine School of the Air Council	$ 29,344
Katherine Town Council	$ 295,374
Kathryn Carter	$ 2,000
Katrina Sleigh	$ 1,000
Katryna Kennedy	$ 500
Kavithasan Vivekananthan	$ 500
Kaylym Butler-Jones	$ 2,500
Kerrie O'Connell	$ 500
Kerry Wetherall	$ 500
Khalsa Association NT Incorporated	$ 4,000
Kimberly O'Hagan	$ 1,620
Korgan Hucent	$ 500
Lara Dauth	$ 1,000
Lara Penney	$ 650

Recipient Name	Total funding $	
Larrakia Nation Aboriginal Corporation	$	35,000
Latin American Association Darwin Incorporated	$	35,000
Latvian Association of Darwin Incorporated	$	2,535
Laynhapuy Homelands Aboriginal Corporation	$	30,000
Leadwise Research and Support Incorporated	$	9,000
Leah Flanagan	$	29,000
Leah McLennan	$	500
Lee Harrop	$	2,000
Leonie Norrington	$	1,000
Lilly Kaiser	$	1,000
Lion Heart Association Incorporated	$	4,000
Litchfield Council	$	325,978
Lorna Jackson	$	1,415
Lorraine Williams	$	1,000
Louis Boyle-Bryant	$	5,000
Louise Benton	$	500
Louise Omer	$	1,000
Ludmilla Primary School Council Inc	$	3
Lynne Martin	$	500
Macarena Ortega	$	500
MacDonnell Regional Council	$	92,204
MADE Concepts Pty Ltd	$	250,838
Malak Family Centre Inc	$	500
Malak School Council	$	600
Mala'la Health Service Aboriginal Corporation	$	19,000
Marc Cova	$	500
Marc Peckham	$	35,000
Marcus Santos	$	10,000
Maria Grujicic	$	4,040
Marissa Briston	$	500
Markus Kuchenbuch	$	1,000

Recipient Name	Total funding $	
Marngarr Resource Centre Aboriginal Corporation	$	10,000
Maruf Maxim	$	2,000
Mary Barton	$	1,500
Mary Platinum Services Pty Ltd	$	8,000
Meagan Bressow	$	500
Melaleuca Refugee Centre Torture and Trauma Survivor's Service of the Northern Territory Inc	$	270,079
Melanie Henggeler	$	500
Mens Advocacy Network Australia Proprietary Ltd	$	2,000
Merrepen Arts, Culture and Language Aboriginal Corporation	$	30,000
Michel Salumu	$	500
Milingimbi Art and Cultural Aboriginal Corporation	$	6,471
Milkwood Steiner School Association Incorporated	$	400
Millner Primary School Council Inc	$	648
Mimal Land Management Aboriginal Corporation	$	15,000
Mindil Aces Football Club Inc	$	4,650
Miriam Nicholls	$	3,850
Monica Bugno	$	1,000
Morgan Claverie	$	1,000
MotorSports NT	$	203,350
Mt Bundy Station Pty Ltd	$	15,000
Mulga Security Pty Ltd	$	11,500
Multicultural Community Services of Central Australia Inc	$	467,524
Multicultural Council of the Northern Territory Incorporated	$	383,748
Multicultural Multigenerational Mainstream Dance Association Incorporated	$	102,703
Murrup	$	9,500
MusicNT Incorporated	$	238,926
National Disability Services Limited	$	116,184
Nawarddeken Academy Ltd	$	11,979
Nepalese Association of Northern Territory INC	$	2,000
Neptune Holdings Group Pty Ltd	$	15,000
Netball NT Inc	$	188,099

Recipient Name	Total funding $	
Ngaanyatjarra Pitjantjatjara Yankunytjatjara Women's Council Aboriginal Corporation	$	30,000
Ngaruwanajirri Inc	$	8,328
Nhulunbuy Corporation Limited	$	8,000
Nhulunbuy Primary School Council Inc	$	600
Nicholas Pannell	$	2,500
Nicole Jervis	$	1,000
Nicole Lorimer	$	7,000
Nightcliff Arts Music and Culture Inc	$	2,000
Nightcliff Middle School Council	$	800
Nikki Jeffries	$	1,000
Nisita Velagapudi	$	1,000
North Australian Aboriginal Family Legal Service - Aboriginal Corporation	$	5,000
North West Mobile Force (NORFORCE)	$	15,000
Northern Centre for Contemporary Art Incorporated	$	175,967
Northern Territory AIDS And Hepatitis Council Inc	$	5,400
Northern Territory Athletics	$	127,094
Northern Territory Badminton Association Incorporated	$	50,838
Northern Territory Calisthenics Association Incorporated	$	35,586
Northern Territory Clay Target Association Inc	$	35,586
Northern Territory Council of Social Service Incorporated	$	175,932
Northern Territory Cricket Limited	$	2,922,499
Northern Territory Education Mob Incorporated	$	6,375
Northern Territory Firearms Council Inc	$	155,000
Northern Territory Gymnastic Association Incorporated	$	188,099
Northern Territory Hong Kong Club	$	7,500
Northern Territory Jewish Community Association	$	10,000
Northern Territory Rifle Association Incorporated	$	35,000
Northern Territory Rugby Union Inc	$	188,099
Northern Territory Working Women's Centre Incorporated	$	195,989
NT Polocrosse Association Incorporated	$	35,586
NT Show Council Incorporated	$	400,000

Recipient Name	Total funding $	
NT Tenpin Bowling Assn Inc	$	35,586
NT Thai Association Inc	$	65,000
NT Timor Chinese Association Inc	$	33,950
NT Writers' Centre Inc	$	224,874
Numburindi Corporation Limited	$	10,607
Numburindi Development Aboriginal Corporation	$	2,500
Nusantara Foundation NT Inc	$	10,000
Off The Leash Incorporated	$	100,838
Ogbako Ndi Igbo Northern Territory, Australia	$	2,000
Olivia Johansson	$	5,000
Olivia Nigro	$	16,000
O'Loughlin Catholic College	$	600
One Voice Wekare Foundation Incorporated	$	20,000
Orchestra Legato Incorporated	$	9,000
Pakistan Association of the NT Inc.	$	16,400
Palmerston and Regional Basketball Association	$	255,752
Palmerston College Council Inc	$	2,000
Pathfinders NT Pty Ltd	$	121,182
Pedal Projects Pty Ltd	$	34,000
Pensioners Workshop Association Incorporated	$	46
Petrina Meier	$	1,000
Petrit Abazi	$	700
Philamena McKenzie-Young	$	3,840
Pistol NT Incorporated	$	35,586
Pony Club Association of the Northern Territory	$	52,838
Portuguese and Timorese Social Club Incorporated	$	10,000
Prabhat Rauniyar	$	1,000
Puja and Cultural Association of NT (PACANT) Inc	$	2,000
RL Dorward and JA Shephard and GL Thiel	$	1,000
Rachael Uebergang	$	500
RDA Alice Springs Incorporated	$	50,838
RECLINK Australia	$	65,000

Recipient Name	Total funding $	
Red Dirt Poetry Incorporated	$	6,621
Red Dust Role Models Limited	$	3,000
Red Hot Arts Central Australia Incorporated	$	156,005
Reeling Veterans Incorporated	$	15,000
Renee McBryde	$	500
Returned and Services League of Australia (SA Branch) Darwin Sub Branch	$	20,000
Riding for the Disabled Association Top End	$	80,000
Riley Page	$	47,828
Rirratjingu Aboriginal Corporation	$	2,000
Rod and Rifle Pty Ltd	$	22,000
Roni Judge	$	945
Roper Gulf Regional Council	$	731,427
Rose Pardo	$	7,150
Rosemary Nabulwad	$	1,500
Royal Life Saving Society (Australia) NT Branch Inc	$	509,675
Ruby Gaea Darwin Centre Against Sexual Violence Inc	$	10,700
Ruby Surtees	$	1,000
Ryanna Clayton	$	41,708
Samantha Muller	$	500
Samantha Perry	$	750
Sanderson High School	$	600
Sarah Baker	$	6,200
Sarah George	$	500
Satellite City BMX Club Incorporated	$	2,000
Scott Belshaw	$	75,838
Sean Guy	$	24,875
Seniors of Excellence Northern Territory Incorporated	$	2,000
Sharp Film Productions Pty Ltd	$	2,000
She Flourishes	$	4,000
Sheraz Naeem	$	500
Skipping NT	$	35,586

Recipient Name	Total funding $	
Softball Australia Limited	$	191,843
Soldier On Limited	$	9,280
Southern Districts Cricket Club Incorporated	$	2,000
Squash NT Incorporated	$	111,843
St John Ambulance Australia NT Inc	$	12,500
St. Savvas of Kalymnos Greek Orthodox Parish (NT) Limited	$	20,000
Stephen Lentija	$	2,000
Stephen Van Der Mark	$	500
Stephen Verley	$	2,500
Steven Farram	$	2,000
Stuart Nuggett	$	1,000
Surf Life Saving Northern Territory Incorporated	$	175,622
Swampdogs Rugby Union Club NT Inc	$	8,500
Swimming Australia Limited	$	150,000
Swimming Northern Territory Incorporated	$	227,094
T DU and S Weston	$	14,700
Table Tennis NT	$	35,586
Tahlia Rutherford	$	21,000
Taiwanese Community of the Northern Territory	$	5,000
Tamara Dingo	$	500
Taminmin High School Council	$	800
Tangentyere Council Aboriginal Corporation	$	1,420,627
Tangsoo Pty Ltd	$	14,972
Tania Lieman	$	85,000
Tania Watts	$	500
Tanya Roberts	$	500
Tarntipi Homelands Aboriginal Corporation	$	5,000
Tarzan McDonald	$	1,000
Telangana Association of Darwin	$	18,000
Telugu Association of Northern Territory Inc	$	6,000
Tennant Creek Fijian Community	$	15,000

Recipient Name	Total funding $	
Tennant Creek Returned and Services League Sub Branch	$	10,000
Tennant Creek Womens Refuge Inc	$	2,500
Tennis NT Inc	$	188,099
Thamarrurr Youth Indigenous Corporation	$	22,500
The Arnhem Land Progress Aboriginal Corporation	$	408,475
The Darwin Festival Limited	$	120,000
The Darwin Sailing Club Inc	$	16,940
The Eleanor Dark Foundation Limited	$	20,335
The Friendly Island People of the South Pacific Oceania	$	350
The Genealogical Society of the Northern Territory Inc	$	45,588
The Greater Union Organisation Pty Ltd and Village Cinemas Australia Pty Ltd	$	32,079
The Hindu Society of NT Incorporated	$	21,700
The Italian Club Darwin	$	45,300
The Korean Association in Australia Northern Territory Incorporated	$	20,000
The Non-Resident Nepali Association Australia Limited	$	2,500
The NT Irish Association Inc	$	20,700
The Repat Foundation Incorporated	$	65,275
The Scout Association of Australia Northern Territory Branch Incorporated	$	50,000
The Tamil Society of the Northern Territory Inc	$	12,700
The Top Ender Tri-Services Magazine Incorporated	$	15,000
The Trustee for Aboriginal Sea Company Operations Trust	$	3,200
The Trustee for Slide Youth Dance Theatre Trust	$	58,250
The Trustee for the Build Up Trust	$	123,732
The Trustee for Yarraman Territory Trust	$	89,371
The YLEAD Association Incorporated	$	2,000
The YMCA of the Northern Territory Youth and Community Services Ltd	$	1,752,124
The Young Men's Christian Association of the Northern Territory Ltd	$	209,415
Tiana Russell	$	750
Timothy Nabegeyo	$	14,492
Tiwi Education Board Incorporated	$	2,000
Tiwi Islands Regional Council	$	150,000

Recipient Name	Total funding $
Together Inc.	$ 5,000
Top End Calisthenics Club Incorporated	$ 5,000
Top End Connect Incorporated	$ 300
Top End Group Training Pty. Ltd.	$ 1,500
Top End Pride (NT) Inc	$ 20,000
Total Recreation NT Inc	$ 110,000
Touch Football Australia Limited	$ 333,099
Tracks Care Pty Ltd	$ 1,000
Tracks Inc	$ 218,212
Triptic Pty Ltd	$ 25,000
UMNT Incorporated	$ 12,000
United Nations Association of Australia Northern Territory (UNAANT) Inc	$ 12,000
Urapuntja Aboriginal Corporation	$ 13,000
Urapuntja Health Service Aboriginal Corporation	$ 45,000
Vanessa Stokes	$ 20,000
Vanessa Sutcliffe	$ 500
Variety, The Children's Charity, Tent 82, Northern Territory Incorporated	$ 1,000
Veteran Gaming Australia Limited	$ 5,880
Veteran Support Force Ltd	$ 40,000
Veterans Australia NT Inc.	$ 300
Veterans Motorcycle Club NT Chapter Incorporated	$ 15,000
Vicki Goudie	$ 500
Victoria Daly Regional Council	$ 397,307
Vietnamese Community In Australia - NT Chapter Incorporated	$ 2,000
VMG Australia Pty Ltd	$ 60,000
Volleyball Northern Territory Incorporated	$ 111,843
Wagait Shire Council	$ 57,921
Waltja Tjutangku Palyapayi (Aboriginal Corporation)	$ 15,000
Waratah Football Club Inc	$ 5,000
Watch This Space Inc	$ 108,823
Waterlily Healing Indigenous Corporation	$ 7,000

Recipient Name	Total funding $	
Wayne Glenn	$	20,000
West Arnhem Regional Council	$	530,943
West Daly Regional Council	$	382,958
West Physio Pty Ltd	$	1,500
Women's Museum of Australia Incorporated	$	13,000
Women's Safety Services of Central Australia	$	6,709
Woolaning School	$	9,867
Wurli-Wurlinjang Aboriginal Corporation	$	2,000
Xi Rui Chen	$	2,500
Yeyekerte Aboriginal Corporation	$	18,000
Yugul Mangi Development Aboriginal Corporation	$	10,000
Yulara School Council	$	19,679
Zoe Fisher	$	500
	$	**56,528,824**



dpsc.nt.gov.au

NORTHERN TERRITORY GOVERNMENT